



**Annual financial statements prepared  
in accordance with International Financial  
Reporting Standards as adopted by  
the European Union for the business year  
ended 31 December 2021  
and Independent Auditor's Report**

BÉT

BÉT

BÉT

BÉT

BÉT

BÉT

BÉT

BÉT

BÉT

BÉT

BÉT

BÉT

BÉT

BÉT

BÉT

BÉT

BÉT

BÉT

## Table of Contents

	Page
Independent Auditor's Report	1
Financial Statements	
Statement of Financial Position as at 31 December 2021	2
Statement of comprehensive income for the year ended 31 December 2021	3
Statement of changes in equity for the year ended 31 December 2021	4
Statement of cash flows for the year ended 31 December 2021	5
Notes to the annual financial statements	6 – 41

This is a translation of the Hungarian Report

## Independent Auditor's Report

To the Shareholders of Budapesti Értéktőzsde Zártkörűen Működő Részvénytársaság

### Opinion

We have audited the accompanying 2021 annual financial statements of Budapesti Értéktőzsde Zártkörűen Működő Részvénytársaság ("the Company"), which comprise the statement of financial position as at 31 December 2021, and the statement of profit or loss and other comprehensive income, statement of changes in equity and statement of cash flows for the financial year then ended and notes to the annual financial statements, including a summary of significant accounting policies.

In our opinion, the annual financial statements give a true and fair view of the financial position of the Company as at 31 December 2021 and of its financial performance and its cash flows for the financial year then ended in accordance with International Financial Reporting Standards as adopted by the EU ("EU IFRSs").

### Basis for opinion

We conducted our audit in accordance with the International Standards on Auditing. Our responsibilities under those standards are further described in the "Auditor's responsibilities for the audit of the annual financial statements" section of our report.

We are independent of the Company in accordance with the International Ethics Standards Board of Accountants' (IESBA) International Code of Ethics for Professional Accountants (including International Independence Standards) (IESBA Code), and we have fulfilled our other ethical responsibilities in accordance with these requirements.

We believe that the audit evidence we have obtained is sufficient and appropriate to provide a basis for our opinion.

### Responsibilities of management and those charged with governance for the annual financial statements

Management is responsible for the preparation and fair presentation of the annual financial statements in accordance with EU IFRSs, and for such internal control as management determines is necessary to enable the preparation of annual financial statements that are free from material misstatement, whether due to fraud or error.

In preparing the annual financial statements, management is responsible for assessing the Company's ability to continue as a going concern, disclosing, as applicable, matters related to going concern and using the going concern basis of accounting unless management either intends to liquidate the Company or to cease operations, or has no realistic alternative but to do so.

Those charged with governance are responsible for overseeing the Company's financial reporting process.

### **Auditor's responsibilities for the audit of the annual financial statements**

Our objectives are to obtain reasonable assurance about whether the annual financial statements as a whole are free from material misstatement, whether due to fraud or error, and to issue an auditor's report that includes our opinion. Reasonable assurance is a high level of assurance, but is not a guarantee that an audit conducted in accordance with International Standards on Auditing will always detect a material misstatement when it exists. Misstatements can arise from fraud or error and are considered material if, individually or in the aggregate, they could reasonably be expected to influence the economic decisions of users taken on the basis of these annual financial statements.

As part of an audit in accordance with International Standards on Auditing, we exercise professional judgment and maintain professional scepticism throughout the audit. We also:

- ▶ Identify and assess the risks of material misstatement of the annual financial statements, whether due to fraud or error, design and perform audit procedures responsive to those risks, and obtain audit evidence that is sufficient and appropriate to provide a basis for our opinion. The risk of not detecting a material misstatement resulting from fraud is higher than for one resulting from error, as fraud may involve collusion, forgery, intentional omissions, misrepresentations, or the override of internal control.
- ▶ Obtain an understanding of internal control relevant to the audit in order to design audit procedures that are appropriate in the circumstances, but not for the purpose of expressing an opinion on the effectiveness of the Company's internal control.
- ▶ Evaluate the appropriateness of accounting policies used and the reasonableness of accounting estimates and related disclosures made by management.
- ▶ Conclude on the appropriateness of management's use of the going concern basis of accounting and, based on the audit evidence obtained, whether a material uncertainty exists related to events or conditions that may cast significant doubt on the Company's ability to continue as a going concern. If we conclude that a material uncertainty exists, we are required to draw attention in our auditor's report to the related disclosures in the annual financial statements or, if such disclosures are inadequate, to modify our opinion. Our conclusions are based on the audit evidence obtained up to the date of our auditor's report. However, future events or conditions may cause the Company to cease to continue as a going concern.

- ▶ Evaluate the overall presentation, structure and content of the annual financial statements, including the disclosures, and whether the annual financial statements represent the underlying transactions and events in a manner that achieves fair presentation.

We communicate with those charged with governance regarding, among other matters, the planned scope and timing of the audit and significant audit findings, including any significant deficiencies in internal controls of the Company that we identify during our audit.

Budapest, 1 June 2022


(The original Hungarian version has been signed.)

Nagyváradiné Szépfalvi Zsuzsanna  
Ernst & Young Kft.  
1132 Budapest, Váci út 20.  
Registration No. 001165

## Statement of financial position

	Notes	31 December 2021 HUF million	31 December 2020 HUF million
<b>ASSETS</b>			
Property, plant and equipment	12	99	132
Intangible assets	12	274	259
Right of use assets	13	124	230
Investments in associates measured using the equity method and investments in subsidiaries	14	13 619	13 014
<b>Non-current assets</b>		<b>14 116</b>	<b>13 635</b>
Inventories	16	9	9
Trade and other receivables	16	138	151
Tax assets	16	0	7
Prepaid expenses	16	48	85
Accrued revenues	16	648	476
Cash and cash equivalents	16	3 468	2 272
<b>Current assets</b>		<b>4 311</b>	<b>3 000</b>
<b>Assets held for sale</b>	<b>15</b>	<b>0</b>	<b>427</b>
<b>TOTAL ASSETS</b>		<b>18 427</b>	<b>17 062</b>
<b>EQUITY AND LIABILITIES</b>			
Subscribed capital (par value: HUF 100/share)	17	541	541
Other reserve	20	2 576	2 576
Retained earnings	20	13 379	11 957
Revaluation reserve for instruments at fair value through other comprehensive income	20	-37	11
<b>Total shareholders' equity</b>		<b>16 459</b>	<b>15 085</b>
Provisions	18	2	2
Employee benefit liabilities	19	11	10
Non-current lease liability	13	21	168
Deferred tax liabilities	11	764	657
<b>Non-current liabilities</b>		<b>798</b>	<b>837</b>
Trade payables and other short-term liabilities	21	825	774
Current lease liability	13	134	115
Prepaid revenues	21	63	63
Accrued expenses	21	146	186
Employee benefit liabilities	19	2	2
<b>Current liabilities</b>		<b>1 170</b>	<b>1 140</b>
<b>Liabilities</b>		<b>1 968</b>	<b>1 977</b>
<b>TOTAL SHAREHOLDERS' EQUITY AND LIABILITIES</b>		<b>18 427</b>	<b>17 062</b>

Budapest, 1 June 2022

  
Richárd Végh  
Chief Executive Officer

  
Katalin Sámel  
Financial Director




The accompanying notes to the financial statements on pages 6 to 41 form an integral part of these financial statements.

## Statement of comprehensive income

	Notes	2021 HUF million	2020 HUF million
Revenue	7	3 056	2 923
Other income	7	290	246
Expenses for material costs	8	-3	-3
Expenses for services used	8	-827	-780
Personnel costs	9	-1 178	-1 143
Depreciation and amortisation	8	-292	-309
Expenses arising from miscellaneous other costs	8	-409	-439
Other expenses		0	-7
Share in the profit or loss of associates	14	900	737
Financial income	10	34	5
Finance expenses	10	-17	-411
Expenses from expected credit losses		5	-1
<b>Profit before taxation</b>		<b>1 559</b>	<b>818</b>
Income tax expense	11	-134	-78
<b>Net profit or loss</b>		<b>1 425</b>	<b>740</b>
<b>Other comprehensive income</b>			
Of which items to be subsequently reclassified to profit or loss			
Share of other comprehensive income of associates	20	-48	6
<b>Other comprehensive income</b>		<b>-48</b>	<b>6</b>
<b>Total comprehensive income</b>		<b>1 377</b>	<b>746</b>

Budapest, 1 June 2022

  
Richard Végh  
Chief Executive Officer

  
Katalin Sámel  
Financial Director



The accompanying notes to the financial statements on pages 6 to 41 form an integral part of these financial statements.

Statement of changes in Shareholders' equity  
For the year ended 31 December 2021  
(in million HUF)


Statement of changes in equity

	Subscribed capital	Other reserve	Retained earnings	Revaluation reserve for instruments at fair value through other comprehensive income	Total shareholders' equity
<b>Financial Year Ended 31 December 2021</b>					
Balance as at 1 January 2021	541	2 576	11 957	11	15 085
Net profit or loss/other comprehensive income for financial year 2021			1 422	-48	1 374
<b>Balance as at 31 December 2021</b>	<b>541</b>	<b>2 576</b>	<b>13 379</b>	<b>-37</b>	<b>16 459</b>
<b>Financial Year Ended 31 December 2020</b>					
Balance at 1 January 2020	541	2 576	11 217	5	14 339
Net profit or loss/other comprehensive income for financial year 2020			740	6	746
<b>Balance at 31 December 2020</b>	<b>541</b>	<b>2 576</b>	<b>11 957</b>	<b>11</b>	<b>15 085</b>
	17	20	20	20	

Notes

Budapest, 1 June 2022

  
Richard Végh  
Chief Executive Officer

  
Katalin Sámel  
Financial Director



The accompanying notes to the financial statements on pages 6 to 41 form an integral part of these financial statements.




Statement of Cash Flows  
For the year ended 31 December 2021  
(in million HUF)

**Statement of cash flows**

	Notes	2021 HUF million	2020 HUF million
<b>Cash flows from operating activities</b>			
<b>Profit before taxation</b>		<b>1 556</b>	<b>818</b>
<b>Adjustments to reconcile net profit to operating cash flows</b>			
Depreciation and amortisation	12,13	292	309
Share of associated companies profit before taxation	14	-900	-737
Adjustment for interest expenses on leases	13	7	11
Adjustments to profit before tax	10	-32	-5
Non-cash adjustment (year-end revaluation)	15	-10	-23
Impairments and reversals	10	-5	400
Employee benefits	19	1	2
<b>Working capital adjustments:</b>			
Net (increase)/decrease in trade and other receivables	16	-110	-50
Net (increase)/decrease in inventories	16	0	-2
Net change in advances received on government grants	21	84	-76
Net increase/(decrease) in trade and other creditors	21	-73	14
Income tax paid	11	-4	-4
<b>Net Cash from Operating Activities</b>		<b>806</b>	<b>657</b>
<b>Cash flows from investing activities</b>			
Interest received	10	11	5
Purchase of intangibles, property, plant and equipment	12	-176	-114
Foundation of subsidiary and capital increase	22	0	-105
Income from the sale of participations	14,15	577	0
Loans to subsidiaries and the repayment thereof	22	100	-25
Proceeds from the sale of intangible assets, property, plant and equipment	12	0	3
<b>Net cash flow from investing activities</b>		<b>512</b>	<b>-236</b>
<b>Cash flows from financing activities</b>			
IFRS 16 Leases – principal and interest payments	13	-132	-123
<b>Net cash flow from financing activities</b>		<b>-132</b>	<b>-123</b>
<b>Net increase / (decrease) in cash and cash equivalents</b>		<b>1 186</b>	<b>298</b>
<b>Cash and Cash Equivalents at Beginning of Year</b>	<b>16</b>	<b>2 272</b>	<b>1 951</b>
<b>Unrealised exchange differences on cash and cash equivalents at year-end</b>		<b>10</b>	<b>23</b>
<b>Cash and Cash Equivalents at End of Year</b>	<b>16</b>	<b>3 468</b>	<b>2 272</b>

Budapest, 1 June 2022

  
Richárd Végh  
Chief Executive Officer

  
Katalin Sámel  
Financial Director

The accompanying notes to the financial statements on pages 6 to 41 form an integral part of these financial statements.

## 1. REPORTING ENTITY

<b>Name of Company:</b>	Budapesti Értéktőzsde Zártkörűen Működő Részvénytársaság (Budapest Stock Exchange Private Company Limited by Shares)
<b>Legal form</b>	Private Company Limited by Shares
<b>Registered office and address of the company:</b>	H-1013 Budapest, Krisztina körút 55., Hungary VI. emelet
<b>Company registration number:</b>	01-10-044764
<b>Country of registration and operation (applicable law)</b>	Hungary
<b>Par value and number of shares issued</b>	5,413,481 shares with a par value of HUF 100 each
<b>Data of persons authorised to sign the report on behalf of the Company:</b>	Richárd Végh, Chief Executive Officer address: H-2040 Budaörs, Kálvária utca 7  Katalin Sámel, Director address: H-1135 Budapest, Lehel utca 60. 6/1

Budapest Stock Exchange Ltd. (hereinafter referred as: BSE or Company) was founded on 21 June 1990.

A key player on the Hungarian money and capital markets, Budapest Stock Exchange Ltd. (BSE) provides economic operators with access to financial resources and offers investors a broad range of investment instruments. BSE's mission is to create a Hungarian economy based on stable and independent funding and to continuously develop the financial culture of the Hungarian population and corporate sector.

The four main activities of the Company:

- listing services,
- trading services,
- dissemination of market information, and
- product development.

The Company is operating under the relevant Capital Market Act. The Company's registered office: H-1013 Budapest, Krisztina körút 55., Hungary VI. emelet. The ownership structure of the Company is presented in Note 17.

The Company's controlling shareholder is Magyar Nemzeti Bank (MNB, the Hungarian National Bank; address: H-1013 Budapest, Krisztina körút 55).

## **2. BASIS OF PREPARATION**

These financial statements have been prepared on a voluntary basis, and not for the purpose of statutory filing. In order to fulfil its statutory reporting obligations, BSE has prepared financial statements in accordance with the principles set out in the Hungarian Accounting Act.

### **a) Statement of compliance**

These financial statements present BSE's assets, performance and financial position. BSE, as the parent company, also prepares consolidated IFRS financial statements (in addition to these statements), which present the assets, performance and financial position of the parent company and its consolidated entities (together referred to as the Group). The separate and group financial statements of the Company are prepared by BSE management and published after approval by the BSE Board of Directors.

The financial statements have been prepared in accordance with the International Financial Reporting Standard (IFRS) issued by the International Accounting Standard Board (IASB). The Company has applied IFRSs as adopted by the European Union. IFRSs comprise IFRSs and IASs as well as IFRICs and SICs as developed by the Interpretations Committee.

These financial statements have been prepared for information purposes and are not intended for submission to local authorities.

On the basis of compliance with the conditions set out in Section 114/C (6) of the Hungarian Accounting Act, BSE applies IFRS financial statements for submission to local authorities from 1 January 2022. The Company will therefore include its opening balance sheet for 1 January 2021 in its 2022 accounts.

### **b) Going concern principle**

The management of the Company has concluded that the going concern requirement is met, i.e. there are no indications that BSE will cease or materially reduce its operations in the foreseeable future, which is beyond one year.

### **c) Basis of measurement**

The Company generally measures its assets at historical cost, except in situations where IFRSs require the element to be measured at fair value. Further disclosures on the basis of measurement are discussed in Note 3.

The methods used to measure fair values are discussed further in Note 3.

### **d) Functional and presentation currency**

These financial statements have been prepared in Hungarian forint (HUF) (the presentation currency), which is also the functional currency of BSE. All financial information presented in HUF has been rounded to the nearest million ("HUF million").

### **3. SUMMARY OF SIGNIFICANT ACCOUNTING POLICIES**

#### **a) Use of estimates and judgements**

The preparation of financial statements in conformity with IFRSs, as adopted by the EU requires management to make judgements, estimates and assumptions that affect the application of accounting policies and the reported amounts of assets, liabilities, income and expenses. Actual results may differ from these estimates.

Estimates and underlying assumptions are reviewed on an ongoing basis. Revisions to accounting estimates are recognized in the period in which the estimates are revised and in any future periods affected.

In the statement of financial position, BSE applied estimates for the Impairment of receivables based on the ageing table of customer payments and other relevant factors, such as individual considerations. Estimates and assumptions were also applied in the calculation of Employee benefits, according to BSE statistics (the basis of the calculation is explained in Note 3. 0).

#### **b) Basis of preparation**

The current financial statements prepared by BSE are separate financial statements, but BSE has also prepared consolidated financial statements for the current year.

Founded in 2017, BIB Zrt. is a 100% subsidiary of the Company. As the Group had no exemption under IFRS 10, it also prepares consolidated financial statements (in addition to these statements) starting from the business year 2017, where BIB is consolidated, being a 100% subsidiary of BSE. BIB was sold on 9 December 2021 (see Note 22.).

In 2019, BSE founded Első Értékpapírosítási Tanácsadó Zrt. (ELÉT) as its 100% subsidiary. ELÉT was sold on 26 February 2021 (see Note 22.).

Associates are those entities regarding which the Company has significant influence, but no control, over the financial and operating policies. Significant influence is presumed to exist when the Company holds between 20% and 50% of the voting power of another entity. Associate entities are accounted for using the equity method and are initially recognised at cost.

The Company's associate company, Central Depository and Clearing House (Budapest) Ltd ("KELER") (and its consolidated subsidiary, KELER CCP Ltd. ("KELER CCP")) are included in these financial statements using the equity method, whereby the investment was initially recorded at cost and adjusted thereafter for the post acquisition change in the Company's share of net assets. The statement of comprehensive income reflects the Company's share of the comprehensive income of the investee.

#### **c) Foreign currency transactions**

Transactions in foreign currencies are translated to the respective functional currency (HUF) of BSE at exchange rates at the dates of the transactions. Monetary assets and liabilities denominated in foreign currencies at the reporting date are translated into the functional currency of the Company at the exchange rates prevailing at the reporting date. Non-monetary assets and liabilities denominated in foreign currencies that are measured at fair value are retranslated to the functional currency at the exchange rate at the date when the fair value was determined.

Foreign currency differences arising on retranslation are recognised in profit or loss, except for differences arising on the retranslation of instruments fair valued through OCI, which are recognised directly in equity.

The accompanying notes to the financial statements on pages 6 to 41 form an integral part of these financial statements.

**d) Investments in associates**

An associate is an entity over which the investor has significant influence. Significant influence is the power to participate in the financial and operating policy decisions of the investee but is not control or joint control of those policies. Significant influence is presumed to exist when the Company holds between 20 and 50 percent of the voting power of another entity.

BSE values its investments in associates using the equity method. The equity method is a method of accounting whereby the investment is initially recognised at cost and adjusted thereafter for the post-acquisition change in the investor's share of the investee's net assets. The investor's profit or loss includes its share of the investee's profit or loss and the investor's other comprehensive income includes its share of the investee's other comprehensive income. Dividends from the investment are recognised by BSE as a reduction of the investment, and any impairment losses in excess of the proportional profit or loss are charged to profit or loss.

**e) Interests in subsidiaries**

An entity that is controlled by another entity. An investor controls an investee when the investor is exposed, or has rights, to variable returns from its involvement with the investee and has the ability to affect those returns through its power over the investee. Investments that are 100% owned by BSE meet this condition.

BSE carries interests in subsidiaries at the value at which the investment is entered in its books at the time of incorporation (the sum of the subscribed capital and capital reserves made available). Any impairment losses, for example due to permanent and significant reductions in equity, are recognised in profit or loss.

**f) IFRS 9 - Financial instruments**

**(a) Classification and measurement**

Under IFRS 9, debt instruments are subsequently measured at fair value through profit or loss, amortised cost, or fair value through OCI. The classification is based on two criteria: BSE's business model for managing the assets; and whether the instruments' contractual cash flows are "solely payments of principal and interests on the principal amount outstanding".

The assessment of whether contractual cash flows on debt instruments are solely comprised of principal and interest was made based on the facts and circumstances as at the initial recognition of the assets.

**Trade and other receivables** are held to collect contractual cash flows and give rise to cash flows representing solely payments of principal and interest. These are classified and measured as debt instruments at amortised cost.

BSE has not designated any financial assets or liabilities as at fair value through profit or loss.

The **financial liabilities** of BSE comprise Trade and other payables.

**(b) Impairment**

Since the adoption of IFRS 9, BSE's accounting for impairment losses for financial assets is driven by a forward-looking expected credit loss (ECL) approach. IFRS 9 requires BSE to recognise an allowance for ECLs for all debt instruments not held at fair value through profit or loss and for contract assets.

(The KELER Group prepares its financial statements in accordance with IFRSs; therefore, the KELER Group also applies the ECL method for its financial assets measured at amortised cost or fair value through other comprehensive income, based on IFRS 9. For trade receivables, the simplified method is used.)

The accompanying notes to the financial statements on pages 6 to 41  
form an integral part of these financial statements.

### **(c) Accounting policy**

A financial instrument is any contract that gives rise to a financial asset of one entity and a financial liability or equity instrument of another entity.

#### **Financial assets**

- **Initial recognition and measurement**

At initial recognition, financial assets are classified at fair value, subsequently at amortised cost, at fair value through other comprehensive income or at fair value through profit or loss.

The classification of financial assets at initial recognition depends on the financial asset's contractual cash flow characteristics and BSE's business model for managing them. With the exception of trade receivables that do not contain a significant financing component or for which BSE has applied the practical expedient, BSE initially measures a financial asset at its fair value (plus transaction costs in the case of financial assets not at fair value through profit or loss). Trade receivables that do not contain a significant financing component or for which BSE has applied the practical expedient are measured at the transaction price determined under IFRS 15. Refer to the accounting policies in Note 3) 0 about Revenue from contracts with customers.

In order for a financial asset to be classified and measured at amortised cost or fair value through OCI, it needs to give rise to cash flows that are 'solely payments of principal and interest (SPPI)' on the principal amount outstanding. This assessment is referred to as the SPPI test and is performed at an instrument level.

BSE's business model for managing financial assets refers to how it manages its financial assets in order to generate cash flows. The business model determines whether cash flows will result from collecting contractual cash flows, selling the financial assets, or both.

#### **Subsequent measurement**

For purposes of subsequent measurement, financial assets are classified in three categories:

- Financial assets at amortised cost (debt instruments)
- Financial assets at fair value through OCI with recycling of cumulative gains and losses (debt instruments)
- Financial assets at fair value through profit or loss

#### **Financial assets at amortised cost (debt instruments)**

This category is the most relevant to BSE. BSE measures financial assets at amortised cost if both of the following conditions are met:

- The financial asset is held within a business model whose objective is to hold financial assets in order to collect contractual cash flows  
and
- The contractual terms of the financial asset give rise on specified dates to cash flows that are solely payments of principal and interest on the principal amount outstanding.

Financial assets at amortised cost are subsequently measured using the effective interest (EIR) method and are subject to impairment.

(The effective interest method is the method used for the calculation of the amortised cost of a financial asset or a financial liability and for the allocation and recognition of the interest revenue or interest expense in profit or loss over the relevant period. The effective interest rate is the rate that exactly discounts estimated future cash

Notes to the annual financial statements  
For the year ended 31 December 2021  
(in million HUF)

payments or receipts through the expected life of the financial asset or financial liability to the gross carrying amount of the financial asset or the amortised cost of the financial liability. In calculating the effective interest rate, an entity shall estimate the expected cash flows taking into account all the contractual terms of the financial instrument, but excluding expected credit losses.)

Gains and losses are recognised in profit or loss when the asset is derecognised, modified or impaired.

BSE's financial assets measured at amortised cost include trade receivables.

#### **Financial assets at fair value through OCI (debt instruments)**

BSE measures debt instruments at fair value through OCI if both of the following conditions are met:

- The financial asset is held within a business model with the objective of both holding to collect contractual cash flows and selling and
- The contractual terms of the financial asset give rise on specified dates to cash flows that are solely payments of principal and interest on the principal amount outstanding.

For debt instruments measured at fair value through OCI, interest income, foreign exchange revaluation and impairment losses or reversals are recognised in the statement of profit or loss and computed in the same manner as for financial assets measured at amortised cost. The remaining fair value changes are recognised in OCI. Upon derecognition, the cumulative fair value change recognised in OCI is recycled to profit or loss.

BSE does not currently classify any assets into debt instruments at fair value through OCI.

#### **Financial assets at fair value through profit or loss**

Financial assets at fair value through profit or loss include financial assets held for trading, financial assets designated upon initial recognition at fair value through profit or loss, or financial assets mandatorily required to be measured at fair value. Financial assets are classified as held for trading if they are acquired for the purpose of selling or repurchasing in the near term. Derivatives, including separated embedded derivatives, are also classified as held for trading unless they are designated as effective hedging instruments. Financial assets with cash flows that are not solely payments of principal and interest are classified and measured at fair value through profit or loss, irrespective of the business model. Notwithstanding the criteria for debt instruments to be classified at amortised cost or at fair value through OCI, as described above, debt instruments may be designated at fair value through profit or loss on initial recognition if doing so eliminates, or significantly reduces, an accounting mismatch.

Financial assets at fair value through profit or loss are carried in the statement of financial position at fair value with net changes in fair value recognised in the statement of profit or loss.

#### **Derecognition**

A financial asset (or, where applicable, a part of a financial asset or part of a group of similar financial assets) is primarily derecognised (i.e., removed from BSE's consolidated statement of financial position) when:

- The rights to receive cash flows from the asset have expired or
- BSE has transferred its rights to receive cash flows from the asset or has assumed an obligation to pay the received cash flows in full without material delay to a third party under a "pass-through" arrangement; and either (a) BSE has transferred substantially all the risks and rewards of the asset, or (b) BSE has neither transferred nor retained substantially all the risks and rewards of the asset, but has transferred control of the asset

The accompanying notes to the financial statements on pages 6 to 41 form an integral part of these financial statements.

Notes to the annual financial statements  
For the year ended 31 December 2021  
(in million HUF)

When BSE transferred its rights to receive cash flows from an asset or has entered into a passthrough arrangement, it evaluates if, and to what extent, it has retained the risks and rewards of ownership. When it has neither transferred nor retained substantially all of the risks and rewards of the asset, nor transferred control of the asset, BSE continues to recognise the transferred asset to the extent of its continuing involvement. In that case, BSE also recognises an associated liability. The transferred asset and the associated liability are measured on a basis that reflects the rights and obligations that BSE has retained.

- **Impairment of financial assets**

Aside from this note, other disclosures relating to impairment of financial assets (trade receivables) are included in Note 16.

#### **Impairment of trade receivables**

For **trade receivables** and contract assets, BSE applies a simplified approach in calculating ECLs. BSE has established an ECL matrix that is based on its historical credit loss experience, adjusted for forward-looking factors specific to the debtors and the economic environment. Historical willingness to pay was taken into account when determining the depreciation rates. An impairment loss of 100% is recognised for receivables due in more than one year and a minimum of 1% for receivables due within one year.

#### **Financial liabilities**

- **Initial recognition and measurement**

Financial liabilities are classified, at initial recognition, as financial liabilities at fair value through profit or loss, loans and borrowings, payables, or as derivatives designated as hedging instruments in an effective hedge, as appropriate.

All financial liabilities are recognised initially at fair value and, in the case of loans and borrowings and payables, net of directly attributable transaction costs.

BSE's financial liabilities include **trade and other payables**.

- **Subsequent measurement**

The measurement of financial liabilities depends on their classification, as described below:

#### **Loans and borrowings**

After initial recognition, interest-bearing loans and borrowings are subsequently measured at amortised cost using the EIR method. Gains and losses are recognised in profit or loss when the liabilities are derecognised as well as through the EIR amortisation process.

Amortised cost is calculated by taking into account any fees or costs that are an integral part of the EIR. The EIR amortisation is included as finance costs in the statement of profit or loss.

- **Derecognition**

A financial liability is derecognised when the obligation under the liability is discharged or cancelled or expires. When an existing financial liability is replaced by another from the same lender on substantially different terms, or the terms of an existing liability are substantially modified, such an exchange or modification is treated as the derecognition of the original liability and the recognition of a new liability. The difference in the respective carrying amounts is recognised in the statement of profit or loss.

The accompanying notes to the financial statements on pages 6 to 41  
form an integral part of these financial statements.



Notes to the annual financial statements  
For the year ended 31 December 2021  
(in million HUF)

• **Offsetting of financial instruments**

Financial assets and financial liabilities are offset and the net amount is reported in the consolidated statement of financial position if there is a currently enforceable legal right to offset the recognised amounts and there is an intention to settle on a net basis, to realise the assets and settle the liabilities simultaneously. BSE currently has no items to which the offsetting would be applicable.

**g) Property, plant and equipment**

Items of property, plant and equipment are measured at cost less accumulated depreciation and impairment losses. Cost includes expenditures that are directly attributable to the acquisition of the asset. Purchased software that is integral to the functionality of the related equipment is capitalised as part of that equipment.

When parts of an item of property, plant and equipment have different useful lives, they are accounted for as separate items (major components) of property, plant and equipment. The annual depreciation rates used for this purpose, which are consistent with those of the prior years, are:

Investments implemented on leased property	6%
Electronic wiring, networks	8%
IT equipment	33%
Office furniture, equipment and installations	14.5%
Motor vehicles	20%

Depreciation is recognised in profit or loss on a straight-line basis over the estimated useful lives of each part of an item of property, plant and equipment. Residual values are considered to be nil. Depreciation is not charged on tangible fixed assets which have not yet been brought into use and on land. Depreciation methods, useful lives and residual values are reassessed at the reporting date. Gains or losses on disposal of property, plant and equipment are determined by reference to their carrying amount and are taken into account in determining other income or other expenses.

**h) Intangible assets**

Software costs for the development and implementation of systems which enhance the services provided by BSE are capitalised and amortised straight line over their estimated useful lives.

Rights and patents	10%
Licenses and software	20% or 33%

**i) Impairment**

**I. Financial assets**

For impairment of financial assets please see Note 3 0.

**II. Non-financial assets**

The carrying amounts of BSE's non-financial assets are reviewed at each reporting date to determine whether there is any indication of impairment. If any such indication exists, then the asset's recoverable amount is estimated. For intangible assets that have indefinite lives or that are not yet available for use, the recoverable amount is estimated at each reporting date.

The accompanying notes to the financial statements on pages 6 to 41 form an integral part of these financial statements.

Notes to the annual financial statements  
For the year ended 31 December 2021  
(in million HUF)

The recoverable amount of an asset is the greater of its value in use and its fair value less costs to sell. In assessing value in use, the estimated future cash flows are discounted to their present value using a pre-tax discount rate that reflects current market assessments of the time value of money and the risks specific to the asset.

An impairment loss is recognised if the carrying amount of an asset exceeds its estimated recoverable amount. Impairment losses are recognised in profit or loss, as other expense.

In respect of assets other than goodwill, impairment losses recognised in prior periods are assessed at each reporting date for any indications that the loss has decreased or no longer exists. An impairment loss is reversed if there has been a change in the estimates used to determine the recoverable amount. An impairment loss is reversed only to the extent that the asset's carrying amount does not exceed the carrying amount that would have been determined, net of depreciation or amortisation, if no impairment loss had been recognised.

**j) Inventories**

Inventories shall be carried at the lower of cost and net realisable value. Net realisable value is the estimated selling price of inventories less cost to sell.

The Company does not hold significant amounts of inventories.

**k) Employee benefits**

A defined contribution plan is a post-employment benefit plan under which an entity pays fixed contributions into a separate entity and will have no legal or constructive obligation to pay further amounts. Obligations for contributions to defined contribution pension plans are recognised as an expense in profit or loss when they are due.

Wages and salaries include contributions to defined contribution schemes, on the basis of the decision of the employees. There are no defined benefit schemes at BSE.

Employees are entitled to jubilee benefits starting from the financial year 2016, after each 5 years of employment up to the 30<sup>th</sup> year. BSE measures the obligation according to IAS 19 Employee Benefits, in long-term liabilities, and any changes to the obligation are recognised against profit or loss.

BSE uses the projected unit cost method for calculating its obligation and uses its own statistics of fluctuation in the actuarial assumptions. For discounting, BSE uses market yield on government bonds.

**l) Provisions**

A provision is recognised if, as a result of a past event, BSE has a present legal or constructive obligation that can be estimated reliably, and it is probable that an outflow of economic benefits will be required to settle the obligation. Provisions are determined by discounting the expected future cash flows at a pre-tax rate that reflects current market assessments of the time value of money and the risks specific to the liability.

**m) Revenue**

The Company accounts for its revenue in accordance with IFRS 15, Revenue from Contracts with Customers, effective from 2018.

IFRS 15 established a single model applicable to revenue from contracts. The standard does not contain revenue recognition requirements for, among other things, revenues within the scope of IFRS 9, Financial Instruments, and revenues from leasing contracts within the scope of IFRS 16, Leases.

The accompanying notes to the financial statements on pages 6 to 41  
form an integral part of these financial statements.

Notes to the annual financial statements  
For the year ended 31 December 2021  
(in million HUF)

A so-called five-step model is used to determine when and how much revenue should be recognised:

1. A contract is concluded under the standard if the following conditions are met:
  - The parties have accepted the contract and are committed to its implementation,
  - The rights of the parties can be clearly determined on the basis of it,
  - The contract has an economic benefit,
  - It is likely that the seller will receive the consideration for the goods/services provided, even if it uses legal means to collect it.
  - In the case of contract amendments, it should be examined how the content of the contract has changed, because it is possible that the amendment should be interpreted as a separate contract.
2. Identifying performance obligations: At contract inception, the Company shall assess the goods or services promised in a contract with a customer and shall identify as a performance obligation each promise to transfer to the customer either:
  - (a) a good or service (or a bundle of goods or services) that is distinct, or
  - (b) a series of distinct goods or services that are substantially the same and that have the same pattern of transfer to the customer.
3. Determining the transaction price: Transaction price is the amount of consideration to which the Company expects to be entitled in exchange for transferring promised goods or services to a customer, excluding amounts collected on behalf of third parties (for example, certain sales taxes). The consideration promised in a contract with a customer may include fixed amounts, variable amounts, or both fixed and variable amounts.
4. Assigning the price of the transaction to the individual obligations: The seller must allocate the price of the transaction between each obligation. If individual prices cannot be assigned to each obligation, an estimate is used for allocation in accordance with the methods adopted by the standard.
5. Recognition of revenue: Revenue is recognised when control of the asset or service purchased is transferred from the seller to the buyer. This can happen over a set period or at a specific time. Control is transferred when it gives the buyer the ability to control the use of the asset and the right to receive the benefits from the asset.

The Company assesses and reviews its contracts with customers on an individual basis, and applies the 5-step model of the standard to the contracts entered into.

The Company does not recognise items collected and transferred on behalf of others as part of revenue, as control over them is not transferred to the Company. The Company recognises VAT as such an item.

Characteristics of the different types of revenue of BSE:

Revenue comprises membership and other fees receivable from stockbrokers together with fees receivable in respect of the listing, clearing, registration and trading of quoted securities and related services.

Settlement period	At the given point in time	In a period (year/month/quarter)
Revenues from trading fees		
Annual admission fees		X
Trading fees (monthly)		X
Auctions	X	
Connection fees, licenses		X
Revenues from listing fees		
Listing (one-off) fee	X	
Quarterly fee		X

The accompanying notes to the financial statements on pages 6 to 41 form an integral part of these financial statements.

Notes to the annual financial statements  
For the year ended 31 December 2021  
(in million HUF)

Revenues from sale of information		
Annual vendor fees		X
Monthly vendor fees		X
Other information services	X	X

**Trading fees** include an annual minimum fee (admission fee) and monthly transaction fee. Companies pay an amount for the day of **listing**, and also a quarterly fee for **being listed**.

**Information revenues** include both annual and monthly fees depending on the product, according to the Regulations of BSE.

- Annual fees are recognised straight line over the 12 month period to which the fee relates.
- Admission fees are recognised at the time of admission to trading.
- Data, transaction, information and exchange charges are recognised in the month in which the data is provided or the transaction is effected.

All the revenues of BSE belong to a specific point or period in time that is usually a complete financial year, quarter or month. Revenues do not affect more than one financial year, as the frequency of issuing invoices of a contract generally cover a maximum of one calendar year.

**Transactions accounted for on a net basis**

BSE acts as an intermediary in some transactions, i.e. it resells the purchased service to a third party in an unchanged form. In such cases, BSE accounts for revenues and expenses on a net basis (such as the provision of secure lines to brokers).

Other transactions generate commissions or revenue splits that would not arise in the absence of the revenue realised (such as auction revenues or data sales audit commissions). The transactions listed are reported on a net basis by BSE.

**n) Finance income and expenses**

Finance income comprises interest income on funds invested, dividend income (except for dividend from associates), and gains on the disposal of financial assets. Interest income is recognised in profit or loss, using the effective interest method. Dividend income is recognised in profit or loss on the date that BSE's right to receive payment is established.

Finance costs include interest paid (including interest expense on leases under IFRS 16), impairment losses on investments in subsidiaries and foreign exchange losses.

The foreign exchange difference is presented on a net basis by BSE.

**o) Income tax**

Income tax expense comprises current and deferred tax. Income tax expense is recognised in profit or loss except to the extent that it relates to items recognised directly in equity, in which case it is recognised in equity.

Current tax is the expected tax payable on the taxable income for the year, using tax rates enacted or substantively enacted at the reporting date, and any adjustment to tax payable in respect of previous years.

Deferred tax is recognised using the balance sheet method, providing for temporary differences between the carrying amounts of assets and liabilities for financial reporting purposes and the tax base. Deferred tax is not recognised for the following temporary differences: the initial recognition of assets or liabilities in a transaction that is not a business combination and that affects neither accounting nor taxable profit, and differences relating to investments in subsidiaries and jointly controlled entities to the extent that it is probable that they will not reverse

The accompanying notes to the financial statements on pages 6 to 41  
form an integral part of these financial statements.

Notes to the annual financial statements  
For the year ended 31 December 2021  
(in million HUF)

in the foreseeable future. In addition, deferred tax is not recognised for taxable temporary differences arising on the initial recognition of goodwill. Deferred tax is measured at the tax rates that are expected to be applied to the temporary differences when they reverse, based on the laws that have been enacted or substantively enacted by the reporting date. Deferred tax assets and liabilities are offset if there is a legally enforceable right to offset current tax liabilities and assets, and they relate to income taxes levied by the same tax authority on the same taxable entity, or on different tax entities, but they intend to settle current tax liabilities and assets on a net basis or their tax assets and liabilities will be realised simultaneously.

A deferred tax asset is recognised to the extent that it is probable that future taxable profits will be available against which the temporary difference can be utilised. Deferred tax assets are reviewed at each reporting date and are reduced to the extent that it is no longer probable that the related tax benefit will be realised.

From 2010 financial intermediaries are obliged to pay a banking tax, currently levied at 5.6% of their adjusted net revenue of the second year before the tax year (currently 2018). The tax shall be recognized as operating expenses as it is not a net income based but a revenue based tax.

**p) Events after the balance sheet date**

Events after the balance sheet date are those events, favourable and unfavourable, that occur between the balance sheet date and the date when the financial statements are authorised for issue. These events are adjusting and non-adjusting events according to IAS 10.

All adjusting events after balance sheet date have been taken into account in the preparation of the financial statements of BSE.

All non-adjusting events, if any, are disclosed in the Notes to the Financial Statements, please see Note 23.

**q) Government grants**

The main policy for recognizing government grants is that revenues/reimbursements of incurred costs should be accounted for in the same period. That is, if a certain expense is reimbursable from a government program, it should be recognized in the same financial year. Such items are presented as Other Income in the financial statements. The company accounts for government grants (all of which relate to compensation for costs and expenses) on a gross basis.

Financial statements are submitted to the counterparty providing the grant several times during the financial year. When the accounts are accepted, the grant is settled (usually by accounting for the reduction of the advance received). BSE may charge certain specific types of costs (personnel costs, bank guarantee, expert services) to the programme within the limits of the budget allocated to them. For details of the programme, see Note 7.

**r) Leases**

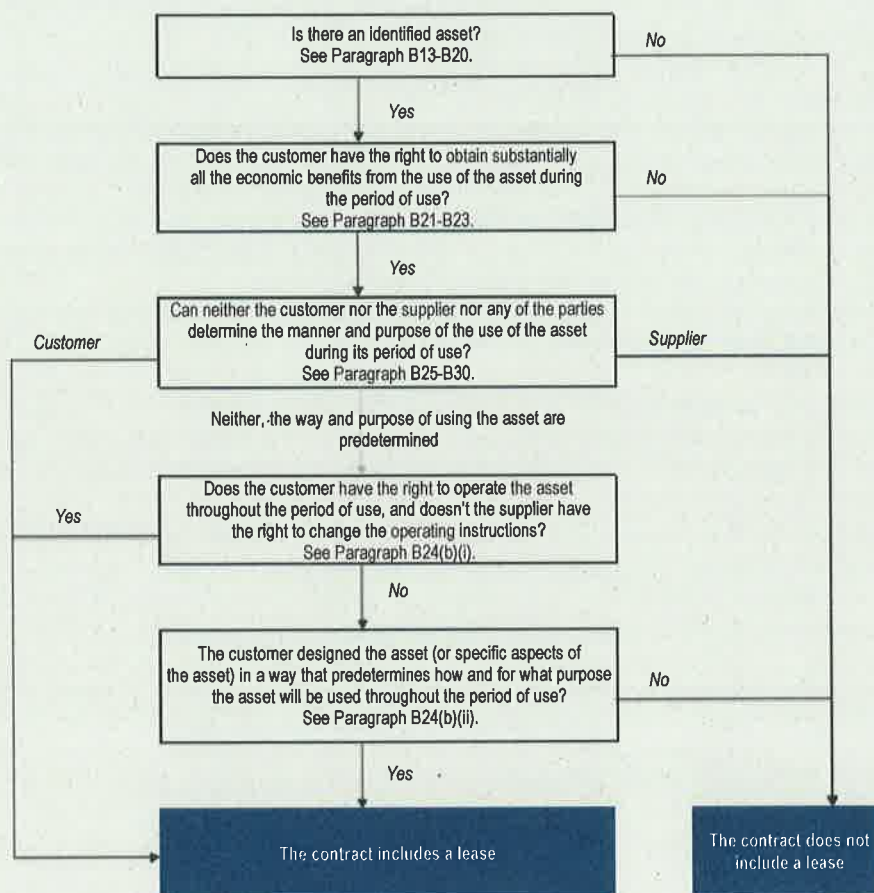
**Identifying a lease**

A contract is a lease contract or contains a lease if it conveys the right to use the underlying asset for a specified period in return for a fee. The lessee then has the right to collect the benefits from the use of the asset and the right to make decisions about its use. A situation where a company enters into a lease agreement for an asset, but the underlying asset is not controlled in the company's interest (e.g. a company car provided for personal use) does not constitute a lease.

The accompanying notes to the financial statements on pages 6 to 41  
form an integral part of these financial statements.

Notes to the annual financial statements  
For the year ended 31 December 2021  
(in million HUF)

The Company uses the flow chart in paragraph B31 of Appendix B of IFRS 16 to identify leases:



**Lease contract classification IFRS 16.B31**

In 2019 and 2020, the Company's property lease agreement was a contract that the Company determined, upon examination, to contain a lease. The contract has no extension or termination options and expires in February 2023. The Company used a lessee's incremental borrowing rate as allowed by the standards because the implicit interest rate in the transaction is difficult to determine.

#### **Recognition at the lessee**

At the commencement date, a lessee shall recognise a right-of-use asset and a lease liability.

#### **Recognition exemptions**

If the Company is a lessee under IFRS 16 in respect of a contract, it does not apply the general rules in the standard to leases of short duration (less than 12 months) and leases of low-value underlying assets, but recognises the lease payments as a charge to profit or loss on a spread basis.

#### **Measurement of right-of-use asset**

The Company reports its assets used under leases as right-of-use assets in the balance sheet. The right-of-use assets are valued according to the cost model, with depreciation recognised primarily on the basis of the contractual term. The Company tests right-of-use assets for impairment in accordance with the IAS 36 rules. A right-of-use asset is recognised with the class of assets to which the underlying asset belongs. Right-of-use assets are separated in the Notes.

The accompanying notes to the financial statements on pages 6 to 41  
form an integral part of these financial statements.

Notes to the annual financial statements  
For the year ended 31 December 2021  
(in million HUF)

A lessor shall classify each of its leases as either an operating lease or a finance lease.

A lease is classified as a finance lease if it transfers substantially all the risks and rewards incidental to ownership of an underlying asset. A lease is classified as an operating lease if it does not transfer substantially all the risks and rewards incidental to ownership of an underlying asset.

#### **Recognition at the lessor**

The lessor should derecognise assets held under finance leases from the balance sheet at the commencement date and present lease receivables at the present value of the cash flows from the lease (net investment in the lease).

The Company recognises the present value of cash flows from finance leases as lease investments. In the present value calculation, the Company uses the incremental interest rate related to the lease income. The Company determines the ECL for the lease receivable using the simplified method.

A lessor shall recognise lease payments from operating leases in profit or loss using either the straight-line method or some other systematic method, by continuing to recognise the leased asset in the balance sheet and depreciating it.

The Company considers any arrangement to be a finance lease (as lessor) if

- it transfers the underlying asset to the lessee at the end of the lease term,
- the lessee has a right to obtain ownership of the underlying asset at the end of the lease term and there is a reasonable likelihood that that right will be exercised,
- the lease term (including proven extension periods) exceeds three quarters of the remaining economic life of the underlying asset,
- the total present value of the lease payments equals 90% of the fair value of the underlying asset,
- the underlying asset to which the lease relates is specific.

If the lease term is indefinite, the term is determined on the basis of an estimate of the enforceable period.

#### **4. CHANGES IN ACCOUNTING POLICIES (IAS 8)**

Impact of changes of IFRSs effective from 1 January 2021 and the introduction of new standards on financial statements

New and amended standards and interpretations issued by the IASB and adopted by the EU that are effective from the current reporting period:

- Amendments to IFRS 16 "Leases" – Covid-19-Related Rent Concessions – adopted by the EU on 9 October 2020 (effective for reporting periods beginning on or after 1 June 2020).
- Amendments to IFRS 9, IAS 39, IFRS 7, IFRS 4 and IFRS 16 – Interest Rate Benchmark Reform – Phase 2 – adopted by the EU from 13 January 2021 (effective for reporting periods beginning on or after 1 January 2021).
- Amendments to IFRS 4 "Insurance Contracts" with IFRS 9 deferral – adopted by the EU from 15 December 2020 (effective for reporting periods beginning on or after 1 January 2021),

The Company believes that the adoption of these standards and amendments to existing standards will not have a material impact on the financial statements.

New and revised standards and Interpretations issued by IASB and adopted by the EU but not yet effective

- IFRS 16 "Leases" – Covid-19-Related Rent Concessions – effective for reporting periods beginning on or after 1 April 2021, providing for exemptions to lessees regarding rent concessions, as a direct consequence of the Covid-19 pandemic,
- Amendments to IFRS 3 "Business Combinations"; IAS 16 "Property, Plant and Equipment"; IAS 37 "Provisions, Contingent Liabilities and Contingent Assets" – Annual Improvements (effective for reporting periods beginning on or after 1 January 2022),

The accompanying notes to the financial statements on pages 6 to 41  
form an integral part of these financial statements.

Notes to the annual financial statements  
For the year ended 31 December 2021  
(in million HUF)

Standards and interpretations issued by the IASB and not adopted by the EU

IFRSs adopted by the EU currently do not differ significantly from regulations adopted by the International Accounting Standards Board (IASB), except for the following new standards, amendments to existing standards and new interpretations that have not yet been adopted in the EU as at the date of disclosure of the financial statements:

- IFRS 17 “Insurance Contracts”, including the amendments to IFRS 17 (effective for reporting periods beginning on or after 1 January 2023),
- Amendments to IAS 1 “Presentation of Financial Statements” – Classification of liabilities as current or non-current (effective for reporting periods beginning on or after 1 January 2023),
- Amendments to IFRS 10 “Consolidated Financial Statements” and IAS 28 “Investments in Associates and Joint Ventures” – Sale or contribution of assets between an investor and its associate or joint ventures (effective date deferred indefinitely pending the conclusion of the research project on the equity method),
- Amendments to IAS 1 “Presentation of Financial Statements” and IFRS Practice Statement 2: disclosure of accounting policies (Amendments) (effective for reporting periods beginning on or after 1 January 2023),
- IAS 8 Accounting policies, changes in accounting estimates and errors: Definition of accounting estimates (effective for reporting periods beginning on or after 1 January 2023),
- IAS 12 Income taxes: Deferred Tax related to Assets and Liabilities arising from a Single Transaction (Amendments) - (effective for reporting periods beginning on or after 1 January 2023),

The implementation of these amendments, new standards and interpretations would not have a material impact on the Company’s separate financial statements.

## 5. FINANCIAL RISK MANAGEMENT

### a) Disclosure of risks according to IFRS 7

#### Risk characterisation and sensitivity analysis

BSE’s activities expose it to risks arising from changes in market and financial conditions. These changes can affect profit or loss and the value of assets and liabilities. Financial risk management aims to continuously reduce risks through operating and financing activities.

BSE is exposed to the following risks arising from the use of financial instruments:

- credit risk
- liquidity risk
- market risk.

This Note presents information about BSE’s exposure to each of the above risks, BSE’s objectives, policies and processes for measuring and managing risk, and BSE’s management of capital. Further disclosures are included throughout these financial statements.

The Board of Directors has overall responsibility for the establishment and oversight of BSE’s risk management framework. The Board has established a risk management policy, which describes the responsibilities for developing and monitoring BSE’s risk management policies.

BSE’s risk management policies are established to identify and analyse the risks faced by BSE, to set appropriate risk limits and controls, and to monitor risks and adherence to limits. Risk management policies and systems are reviewed regularly to reflect changes in market conditions and BSE’s activities. BSE, through its training and

The accompanying notes to the financial statements on pages 6 to 41  
form an integral part of these financial statements.



Notes to the annual financial statements  
For the year ended 31 December 2021  
(in million HUF)

management standards and procedures, aims to develop a disciplined and constructive control environment in which all employees understand their roles and obligations.

**b) Credit risk**

Credit risk is the risk of financial loss to BSE if a customer or counterparty to a financial instrument fails to meet its contractual obligations and arises principally from Trade receivables and investment securities.

BSE has no significant concentrations of credit risk. BSE has guidelines in place to ensure that sales are made to customers with the right risk rating. Before BSE grants trading or issuer status to a client, the partner must comply with the requirements laid down in BSE's regulations. BSE's partners are typically well-known and stable companies, many of which have been on the stock exchange for years or decades. Partners who do not comply with BSE's regulations will be sanctioned in accordance with the regulations.

Since the adoption of IFRS 9, the accumulated impairment on trade receivables represents the estimation of credit risk of the current due receivables, as seen in Note 15.

The credit risk analysis shows the following positions:

Description	31.12.2021	31.12.2020
Non-overdue receivables	106	98
<30 days	17	14
31 - 60 days	3	4
61 - 90 days	3	7
91 - 180 days	3	4
181 - 360 days	13	24
360 days <	21	37
<b>Total (trade and other receivables, GROSS)</b>	<b>166</b>	<b>188</b>

**c) Liquidity risk**

Liquidity risk is the risk that BSE will not be able to meet its financial obligations as they fall due. BSE's approach to managing liquidity is to ensure, as far as possible, that it will always have sufficient liquidity to meet its liabilities when due, under both normal and stressed conditions, without incurring unacceptable losses or risking damage to BSE's reputation.

Prudent liquidity risk management implies maintaining sufficient cash and marketable securities, the availability of funding through an adequate amount of committed credit facilities and the ability to close out market positions. The cash held by BSE is considered sufficient for liquidity management purposes, as the Cash balance has been significant throughout the financial year.

In accordance with legal provisions, BSE invests its free liquid assets as a deposit in the case of a period of less than a month, for a period of over a month it invests them in government securities or time deposits. BSE's liquid assets are stable, and BSE believes its liquidity risk is low. BSE has no bank or other loans and does not need external financing.

The Company manages liquidity risk by maintaining adequate levels of reserves and reserved borrowing options, by continuously monitoring planned and actual cash flow data, and by matching the maturities of financial assets and liabilities.

The accompanying notes to the financial statements on pages 6 to 41  
form an integral part of these financial statements.

Notes to the annual financial statements  
For the year ended 31 December 2021  
(in million HUF)

The liquidity analysis shows the following maturities:

as at 31 December 2021	Overdue	due within 1 year	due within 1-5 years	due after 5 years or in a certain situation	Total	Of which interest
Trade and other receivables (GROSS)	60	106	0	0	166	0
Tax assets	0	0	0	0	0	0
Accrued revenues	0	696	0	0	696	0
Cash and cash equivalents	0	3 468	0	0	3 468	0
<b>Total financial assets</b>	<b>60</b>	<b>4 270</b>	<b>0</b>	<b>0</b>	<b>4 330</b>	<b>0</b>
Provisions	0	0	2	0	2	0
Employee benefit liabilities	0	2	4	7	13	0
Non-current lease liability	0	0	21	0	21	0
Deferred tax liabilities	0	0	0	764	764	0
Trade payables and other short-term liabilities	0	827	0	0	827	0
Current lease liability	0	134	0	0	134	0
Accrued expenses	0	209	0	0	209	0
<b>Total financial liabilities</b>	<b>0</b>	<b>1 172</b>	<b>27</b>	<b>771</b>	<b>1 970</b>	<b>0</b>

Comparative data from the previous year:

as at 31 December 2020	Overdue	due within 1 year	due within 1-5 years	due after 5 years or in a certain situation	Total	Of which interest
Trade and other receivables (GROSS)	90	98	0	0	188	0
Tax assets	0	7	0	0	7	0
Accrued revenues	0	476	0	0	476	0
Cash and cash equivalents	0	2 272	0	0	2 272	0
<b>Total financial assets</b>	<b>90</b>	<b>2 853</b>	<b>0</b>	<b>0</b>	<b>2 943</b>	<b>0</b>
Provisions	0	0	2	0	2	0
Employee benefit liabilities	0	1	4	7	12	0
Non-current lease liability	0	0	168	0	168	0
Deferred tax liabilities	0	0	0	657	657	0
Trade payables and other short-term liabilities	0	774	0	0	774	0
Current lease liability	0	115	0	0	115	0
Accrued expenses	0	186	0	0	186	0
<b>Total financial liabilities</b>	<b>0</b>	<b>1 076</b>	<b>174</b>	<b>664</b>	<b>1 914</b>	<b>0</b>

#### d) Market risk

Market risk is the risk that changes in market prices, such as foreign exchange rates, interest rates, will affect BSE's income or the value of its holdings of financial instruments. The objective of market risk management is to manage and control market risk exposures within acceptable parameters, while optimising the return.

BSE operates mainly in Hungary, but it also has operations in foreign currencies (e.g. fees for data sales are set in EUR), which exposes it to foreign exchange risk. The fees applied by BSE are determined by internal rules approved by the Board of Directors.

Interest rate risk is the risk that the future cash flows of certain financial assets and liabilities will fluctuate because of changes in market interest rates. The Company analyses its exposure to interest rate risk dynamically, simulating different scenarios to calculate the impact of specific interest rate movements on its profit or loss. BSE operates with financial assets that do not bear significant interest rate risk.

For an interest rate sensitivity analysis of variable rate financial instruments, see Note 6 0.

#### e) Capital management

BSE's policy is to maintain a strong supply of capital in order to maintain investor, creditor and market confidence and to sustain future development of the business. The Board of Directors monitors the return on capital.

There were no changes in BSE's approach to capital management during the year.

BSE is not subject to externally imposed capital requirements, except for the minimal share capital that needs to be HUF 5 million.

The accompanying notes to the financial statements on pages 6 to 41  
form an integral part of these financial statements.

## 6. PRESENTATION OF FINANCIAL INSTRUMENTS

### a) Interest rate sensitivity analysis for variable rate instruments

A change of 100 basis points in interest rates at the reporting date would have increased (decreased) equity and profit or loss by the amounts shown below. This analysis assumes that all other variables (if any) remain constant. The analysis was performed on the same basis for 2020.

	2021 HUF million	2020 HUF million
Interest income from banks	9	2
Average amount of Cash and cash equivalents	2 870	2 112
Average effective interest rate	0,31%	0,09%
Effect of change in interest rate (+1%)	29	21
Effect of change in interest rate (+5%)	144	106

Assuming that interest rates changed by 1%, income would have increased by HUF 29 million in 2021; a 5% change would have increased income by HUF 144 million.

### b) Foreign exchange sensitivity

The following tables show sensitivity to a possible change in the EUR/HUF exchange rate (with all other factors held constant). The estimated impact on BSE's profit before taxation is calculated by applying an annual average exchange rate deviation of +/-5% (net effect of income and expenses). BSE has no significant transactions in other currencies.

	Changes in the EUR/HUF exchange rate	Impact on profit before taxation
2021	+5%	26
	-5%	-26
2020	+5%	31
	-5%	-31

The impact on the year-end cash balance was also analysed:

	2021	2020
Year-end amount of cash and cash equivalents denominated in EUR (in thousands of EUR)	2 119	1185
Year-end balance of cash and cash equivalents denominated in EUR (in millions of HUF)	782	432
Year-end EUR/HUF exchange rate	369,00	365,13
Effect of +5% EUR/HUF exchange rate change on year-end balance (unrealised exchange rate gain)	39	22
Effect of -5% EUR/HUF exchange rate change on year-end balance (unrealised exchange rate loss)	-39	-21

The accompanying notes to the financial statements on pages 6 to 41 form an integral part of these financial statements.

**c) Fair value hierarchy of financial assets and liabilities**

Fair value is the price that would be received to sell an asset or paid to transfer a liability in an orderly transaction between market participants at the measurement date.

In many cases, the transaction price will equal the fair value. When determining whether fair value at initial recognition equals the transaction price, BSE shall take into account factors specific to the transaction and to the asset or liability.

Pursuant to IFRS 13, BSE presents the fair value hierarchy by three levels of measurement for its assets and liabilities measured at fair value, as follows, in order to enhance consistency and comparability:

The inputs used to measure the fair value of an asset or liability can be classified into different levels within the fair value hierarchy. In these cases, the fair value measurement is assigned in its entirety to the level in the fair value hierarchy in which the lowest level input that is significant to the overall measurement is included. In order to assess the significance of a particular input to the overall measurement, an assessment is required that takes into account factors relevant to the asset or liability.

**Measurement level 1:** Quoted and generally stock exchange prices on active markets for homogeneous assets or liabilities to which BSE has access at the time of valuation.

**Measurement level 2:** A measurement including inputs other than quoted prices that are observable for the asset or liability, either directly or indirectly.

**Measurement level 3:** A measurement that uses inputs other than directly observable inputs to value the asset or liability.

**Classification of financial instruments**

The Company measures its financial instruments at amortised cost:

- Trade and other receivables
- Tax assets
- Accrued revenues
- Cash and cash equivalents
- Employee benefit liabilities
- Non-current and current lease liabilities
- Trade payables and other short-term liabilities
- Accrued expenses

**Presentation of assets and liabilities measured at fair value by classification into the appropriate level of the fair value hierarchy**

BSE does not hold any financial instruments measured at fair value.

**Presentation of assets and liabilities not measured at fair value by classification into the appropriate level of the fair value hierarchy**

BSE does not hold any financial instruments whose fair value could be determined at Level 1 and Level 2 of Fair value measurement, and, therefore, all instruments are included in Level 3 of Fair value measurement.

Notes to the annual financial statements  
For the year ended 31 December 2021  
(in million HUF)

**Classification of financial instruments:**

31 December 2021	Financial assets at fair value through profit or loss	Financial assets at amortised cost	Securities at fair value through other comprehensive income	Financial liabilities at amortised cost	Carrying value	Fair value
Trade and other receivables	0	139	0	0	139	139
Tax assets	0	0	0	0	0	0
Accrued revenues	0	648	0	0	648	648
Cash and cash equivalents	0	3 468	0	0	3 468	3 468
Trade payables and other short-term liabilities	0	0	0	827	827	827
Accrued expenses	0	0	0	146	146	146

31 December 2020	Financial assets at fair value through profit or loss	Financial assets at amortised cost	Securities at fair value through other comprehensive income	Financial liabilities at amortised cost	Carrying value	Fair value
Trade and other receivables	0	151	0	0	151	151
Tax assets	0	7	0	0	7	7
Accrued revenues	0	476	0	0	476	476
Cash and cash equivalents	0	2 272	0	0	2 272	2 272
Trade payables and other short-term liabilities	0	0	0	774	774	774
Accrued expenses	0	0	0	186	186	186

**7. REVENUES AND OTHER INCOME**

	2021 HUF million	2020 HUF million
<b>Revenues from trading fees</b>		
Annual admission fees	65	64
Fees of trading (monthly) and auctions	1 078	1 243
Connection fees, licenses	32	50
<b>Revenues from listing fees</b>		
Listing (one-off) fee	145	102
Quarterly fee	644	470
<b>Revenues from sale of information</b>		
Annual vendor fees	476	423
Monthly vendor fees	566	537
Other information services	46	34
<b>Revenues from other services</b>	4	0
<b>Total Revenues</b>	<b>3 056</b>	<b>2 923</b>

All income is recognised within the year, or, if the Company recognises income over a given period, on a simple pro rata basis.

	2021 HUF million	2020 HUF million
Revenue from government grants	231	192
Other income	59	54
<b>Total Other Income</b>	<b>290</b>	<b>246</b>

The accompanying notes to the financial statements on pages 6 to 41  
form an integral part of these financial statements.

Notes to the annual financial statements  
For the year ended 31 December 2021  
(in million HUF)

## Government grants

Total amount of non-repayable grants available under the EDIOP-1.1.7-2017-00001 programme: HUF 1,000 million, with the aim of implementing training and mentoring programmes and providing stock exchange preparation for IPOs for companies identified in the context of the call.

The mirror project of EDIOP, the “BSE Mentoring Programme in the Central Hungary Region” project has also been launched, with resources being used in 2018 for project preparation and grant payments being made in 2019.

**Accrued income** includes items that will be recognised in future years as the project progresses (e.g. ELITE training courses started but covering several academic years) or that relate to the current year but are not yet accounted for until after 31 December. Revenues and expenses relate to the period in which they incurred economically, therefore the **costs of ELITE trainings that will be finished next year are accrued** between the years.

Other current liabilities include advances received but not yet invoiced, both for the EDIOP-1.1.7-2017-00001 programme and its mirror project for Central Hungary. The breakdown by nature of expense of the items charged to the project for a given year is given in the last section of the table.

Description	2021	2020
2018 EDIOP items	0	0
2019 EDIOP items	39	39
2020 EDIOP items	25	33
2021 EDIOP items	63	0
2018 CHR items	0	0
2019 CHR items	19	23
2020 CHR items	11	65
2021 CHR items	140	0
<b>Total Accrued income for projects</b>	<b>297</b>	<b>160</b>
2020 EDIOP items (ELITE training)	0	29
2020 CHR items (ELITE trainings)	0	24
2021 EDIOP items (ELITE training)	9	0
2021 CHR items (ELITE training)	20	0
<b>Total prepaid expenses for projects</b>	<b>29</b>	<b>53</b>
EDIOP advance	314	350
CHR advance	282	162
<b>Total project advances received (within other current liabilities)</b>	<b>596</b>	<b>512</b>
Personnel expenses - EDIOP	34	54
Personnel expenses - CHR	25	26
Expert costs - EDIOP	7	7
Expert costs - CHR	7	4
Other costs - CHR	8	5
Aids to SMEs - EDIOP	2	36
Aids to SMEs - CHR	47	36
ELITE training - EDIOP	49	20
ELITE training - CHR	52	13
<b>Total project-related items (within other revenue)</b>	<b>231</b>	<b>202</b>

The accompanying notes to the financial statements on pages 6 to 41  
form an integral part of these financial statements.

Notes to the annual financial statements  
For the year ended 31 December 2021  
(in million HUF)

## 8. OPERATING EXPENSES

	Notes	2021 HUF million	2020 HUF million
<b>Expenses for material costs</b>		<b>3</b>	<b>3</b>
<b>Expenses for services used</b>		<b>827</b>	<b>780</b>
Expert fees		357	197
PR, marketing and sales costs		97	260
License fees		254	232
Leased office operating costs		38	34
Other services		82	57
<b>Personnel costs</b>		<b>1 178</b>	<b>1 143</b>
Wages and salaries		958	916
Contributions on wages and salaries		167	176
Other personnel type expenses		53	51
<b>Depreciation and amortisation</b>	12,13	<b>292</b>	<b>309</b>
Depreciation charge of right-of-use asset		106	106
Amortisation of intangible assets, depreciation charge of tangible fixed assets		186	203
<b>Expenses arising from miscellaneous other costs</b>		<b>409</b>	<b>439</b>
Banking tax		149	142
Local business tax		62	59
Non-deductible VAT		106	122
Other costs		92	116
<b>Other expenses</b>		<b>0</b>	<b>7</b>
<b>Total operating expenses</b>		<b>2 709</b>	<b>2 681</b>

'Expert fees' also include amounts which are paid on behalf of SMEs within grant schemes and are eligible for recognition during the term of the programmes, thus are also included in 'Other revenues' (HUF 133 million in 2021, HUF 44 million in 2020). Any additional change in expert fees is in line with the audit and other consultancy fees paid in 2021 due to preparations for introduction to the BSE regulated market.

License fees are not significant and include short-term (maximum 1 year) software and asset leases.

Other administration expenses include service expenses incurred in the normal course of the business.

## 9. EMPLOYEE INFORMATION

	2021 HUF million	2020 HUF million
Wages and salaries	958	916
Contributions on wages and salaries	167	179
Other personnel type expenses	53	48
<b>Total</b>	<b>1 178</b>	<b>1 143</b>

The average number of employees during the year was 61 (2020: 62). The above presented Employee costs are part of Operating expenses (Note 8). A significant part of other personal expenses includes employee Cafeteria benefits.

The accompanying notes to the financial statements on pages 6 to 41  
form an integral part of these financial statements.

Notes to the annual financial statements  
For the year ended 31 December 2021  
(in million HUF)

## 10. FINANCE INCOME AND EXPENSES

	2021 HUF million	2020 HUF million
Interest income from banks and other sources	11	5
Exchange rate gain/loss	13	0
Impairment losses recognised on fixed assets	0	-400
Interest of lease liability	-7	-11
<b>Total</b>	<b>17</b>	<b>-406</b>

Exchange gains include both realised exchange rate differences and differences on unrealised revaluations at year-end (year-end revaluations of bank accounts, trade receivables and payables).

The impairment recognised in 2020 related to ELÉT Zrt. in the amount of HUF 374 million and to BIB Zrt. in the amount of HUF 26 million.

## 11. TAXATION

	2021 HUF million	2020 HUF million
<b><i>Current income tax expense</i></b>		
Corporate tax	27	4
	<b>27</b>	<b>4</b>
<b><i>Deferred tax expense/reversal</i></b>		
Origination of temporary differences	107	74
	<b>107</b>	<b>74</b>
<b>Income tax expense</b>	<b>134</b>	<b>78</b>

From 2017, the tax rate is flat 9%, therefore this rate is applicable for deferred tax calculations.

The reconciliation between the average effective tax rate and the applicable tax rate is as follows:

	2021		2020	
	%	HUF million	%	HUF million
<b>Profit before taxation</b>		<b>1556</b>		<b>818</b>
<b>Applicable tax rate</b>	<b>9,0%</b>	<b>140</b>	<b>9,0%</b>	<b>74</b>
<b>Current corporate tax expense</b>		<b>27</b>		<b>4</b>
Deferred tax impact on total income tax expense/benefit				
Effect of equity accounting for associate KELER Group		77		67
Miscellaneous items		30		7
<b>Total income tax expense (+) / benefit (-)</b>	<b>8,6%</b>	<b>134</b>	<b>9,5%</b>	<b>78</b>

The calculated HUF 140 million corporate tax deviates significantly from the actual corporate tax expenditure (HUF 27 million). This is because the corporate tax base must be calculated from the pre-tax profit as defined in the Hungarian accounting act, and certain items must be added or deducted during the calculation. The profit before tax as per the accounting act was HUF 612 million, and the tax base (taking into account the use of the loss carry-forward up to 50% of the original tax base) was HUF 296 million.

The accompanying notes to the financial statements on pages 6 to 41  
form an integral part of these financial statements.



Notes to the annual financial statements  
For the year ended 31 December 2021  
(in million HUF)

A significant part of Miscellaneous items contain the effect of the use of losses carried forward.

The provision for deferred taxation (liability) for the year is analyzed as follows:

	2021 HUF million	2020 HUF million
At beginning of the year	657	583
Debited/(Credited) in net profit	107	74
<b>At end of the year</b>	<b>764</b>	<b>657</b>

Deferred income taxes are calculated on all temporary differences under the balance sheet liability method using a tax rate of 9%. The balance as at 31 December 2021 mainly represents the untaxed gain of investments in associated companies.

The derivation and source of the deferred tax is as follows:

Description	Carrying amount 31/12/2021	Tax value 31/12/2021	Difference 31/12/2021
Property, plant and equipment	99	100	-1
Intangible assets	274	121	153
Right of use assets	124	0	124
Investments in associates measured using the equity method and investments in subsidiaries	13 619	5 115	8 504
Inventories	9	9	0
Trade and other receivables	138	167	-29
Tax assets	0	0	0
Prepaid expenses	48	48	0
Accrued revenues	648	648	0
Cash and cash equivalents	3 468	3 468	0
Provisions	2	0	-2
Employee benefit liabilities	13	0	-13
Non-current lease liability	21	0	-21
Trade payables and other short-term liabilities	825	825	0
Current lease liability	134	0	-134
Prepaid revenues	63	63	0
Accrued expenses	146	146	0
Loss carry-forward	0	89	-89
<b>Total</b>			<b>8 492</b>
Total deductible difference			-289
Total taxable difference			8 781
Total deferred tax assets			0
Total deferred tax liabilities			764

The accompanying notes to the financial statements on pages 6 to 41  
form an integral part of these financial statements.

Notes to the annual financial statements  
For the year ended 31 December 2021  
(in million HUF)

Description	Carrying amount 31/12/2020	Tax value 31/12/2020	Difference 31/12/2020
Property, plant and equipment	132	135	-3
Intangible assets	259	142	117
Right of use assets	230	0	230
Investments in associates measured using the equity method and investments in subsidiaries	13 014	5 362	7 652
Inventories	9	9	-4
Trade and other receivables	151	155	0
Tax assets	7	7	0
Prepaid expenses	85	85	0
Accrued revenues	476	476	0
Cash and cash equivalents	2 272	2 272	0
Provisions	2	0	-2
Employee benefit liabilities	12	0	-12
Non-current lease liability	168	0	-168
Trade payables and other short-term liabilities	774	774	0
Current lease liability	115	0	-115
Prepaid revenues	63	63	0
Accrued expenses	186	186	0
Loss carry-forward	0	385	-385
<b>Total</b>			<b>7 310</b>
Total deductible difference			-686
Total taxable difference			7 996
Total deferred tax assets			0
Total deferred tax liabilities			657

The accompanying notes to the financial statements on pages 6 to 41 form an integral part of these financial statements.

Notes to the annual financial statements  
For the year ended 31 December 2021  
(in million HUF)

## 12. PROPERTY, PLANT AND EQUIPMENT, INTANGIBLE ASSETS

2021	Intangible assets	Investments implemented on leased property	IT equipment	Office furniture, equipment and installations	Motor vehicles	Total
HUF million						
<b>Cost</b>						
as at 1 January 2021	1 662	47	487	124	30	2 350
Procurement, capitalisation	123	0	58	5	1	185
Scrapping, sale	-88	-1	-69	-20	-9	-187
<b>as at 31 December 2021</b>	<b>1 697</b>	<b>46</b>	<b>474</b>	<b>109</b>	<b>22</b>	<b>2 348</b>
<b>Depreciation and amortisation</b>						
as at 1 January 2021	1 403	45	377	115	19	1 959
Charge for the year	108	1	73	4	0	186
Decrease due to de-recognition	-88	0	-60	-18	-4	-170
<b>as at 31 December 2021</b>	<b>1 423</b>	<b>46</b>	<b>390</b>	<b>101</b>	<b>15</b>	<b>1 975</b>
<b>Carrying amount</b>						
as at 1 January 2021	259	2	110	9	11	391
as at 31 December 2021	274	0	84	8	7	373

2020	Intangible assets	Investments implemented on leased property	IT equipment	Office furniture, equipment and installations	Motor vehicles	Total
HUF million						
<b>Cost</b>						
as at 1 January 2020	1 569	47	469	121	38	2 243
Increase	93	0	18	3	0	114
Scrapping, sale	0	0	0	0	-8	-8
<b>as at 31 December 2020</b>	<b>1 662</b>	<b>47</b>	<b>487</b>	<b>124</b>	<b>30</b>	<b>2 350</b>
<b>Depreciation and amortisation</b>						
as at 1 January 2020	1 300	42	289	108	22	1 761
Charge for the year	103	3	88	7	2	203
Decrease due to de-recognition	0	0	0	0	-5	-5
<b>as at 31 December 2020</b>	<b>1 403</b>	<b>45</b>	<b>377</b>	<b>115</b>	<b>19</b>	<b>1 959</b>
<b>Carrying amount</b>						
as at 1 January 2020	269	5	180	13	16	483
as at 31 December 2020	259	2	110	9	11	391

There are no restrictions on title, and no property, plant and equipment is pledged as security for liabilities.

There are some fully amortized intangible assets in the records of the Company, that are still in use. The five greatest items are all software of trading transactions, with initial values HUF 804 million in total.

## 13. LEASES UNDER IFRS 16

The right-of-use asset was capitalised on the basis of the contract for the office leased by BSE. The asset will be depreciated using the straight-line method until the end of February 2023.

	01/01/2021– 31/12/2021	01/01/2020– 31/12/2020
<b>Opening balance</b>	<b>230</b>	<b>336</b>
Depreciation charged	106	106
<b>Closing balance on 31 December</b>	<b>124</b>	<b>230</b>

The accompanying notes to the financial statements on pages 6 to 41  
form an integral part of these financial statements.

Notes to the annual financial statements  
For the year ended 31 December 2021  
(in million HUF)

The evolution of the related lease liability can be derived as follows:

	2021	2020
<b>Opening balance</b>	<b>283</b>	<b>359</b>
Payment to lessor	-132	-123
Interest incurred	7	11
Year-end foreign exchange revaluation difference	-3	36
<b>Lease balance on 31 December</b>	<b>155</b>	<b>283</b>
<i>Current lease liabilities</i>	<i>134</i>	<i>115</i>
<i>Non-current lease liabilities</i>	<i>21</i>	<i>168</i>

At the date of initial application, 1 January 2019, a provision of HUF 2 million was recognised for the decommissioning liability.

#### 14. INVESTMENTS (INTERESTS IN OTHER ENTITIES)

BSE has no consolidated or unconsolidated interests in which control is not based on voting rights or where the voting rights are not used to direct the relevant activities leading to control (structured entities). None of the members of the Group is an investment company or has an interest in one. All companies publish their separate financial statements in accordance with the law that applies to them.

##### a) Subsidiaries

Name of the entity	Place of business	Ownership interest held by BSE (%)		Principal activities	Type of relationship
		31.12.2021	31.12.2020		
Budapest Institute of Banking Zrt. (BIB Plc.)	Hungary	0	100	educational activity	subsidiary
Első Értékpapírosítási Tanácsadó Zrt. (ELÉT Plc.)	Hungary	0	100	securitization advisory	subsidiary

Former subsidiaries were sold in 2021.

	HUF million			
	BIB		ELET	
	2021	2020	2021	2020
<b>Cost</b>				
on 1 January	225	120	800	800
capital increase	0	105	0	0
foundation of subsidiary	0	0	0	0
de-recognition due to sale	-225	0	-800	0
on 31 December	0	225	0	800
<b>Impairment</b>				
on 1 January	78	52	373	0
recognition of impairment losses for the year	0	26	0	373
de-recognition due to sale	-78	0	-373	0
on 31 December	0	78	0	373
<b>Net value</b>				
on 1 January	147	68	427	800
on 31 December	0	147	0	427

The accompanying notes to the financial statements on pages 6 to 41  
form an integral part of these financial statements.

Notes to the annual financial statements  
For the year ended 31 December 2021  
(in million HUF)

b) Associates

Name of the entity	Place of business	Ownership interest held by BSE (%)		Principal activities	Type of relationship
		2021	2020		
KELER Zrt.	Hungary	46,67	46,67	depository services	associate
KELER CCP Ltd.	Hungary	0,09	0,09	clearing service	associate

The Company holds an investment of 46.67% (2020: 46.67%) in KELER and an investment of 0.09% (2020: 0.09%) in KELER CCP Ltd. KELER CCP is 99.81% owned by KELER.

The value of the investment in the KELER Group changed in the standalone IFRS financial statements as follows:

	2021	2020
	HUF million	HUF million
<b>Opening balance</b>	<b>12 767</b>	<b>12 024</b>
Share of post acquisition profit/loss	900	737
Share of other comprehensive income	-48	6
Dividends received	0	0
<b>Closing balance</b>	<b>13 619</b>	<b>12 767</b>

The aggregated IFRS consolidated financial information of **KELER** as at 31 December is as follows:

	2021	2020
	HUF million	HUF million
Total assets	510 422	157 103
Total liabilities	481 258	129 761
Total shareholders' equity	29 164	27 342
Profit or loss from core activity	9 293	8 541
Profit or loss for the year	1 925	1 580
Other comprehensive income	-103	13
Total comprehensive income	1 822	1 593

There are no publicly available quoted market prices for the purposes of valuation of KELER shares.

The accompanying notes to the financial statements on pages 6 to 41  
form an integral part of these financial statements.

Notes to the annual financial statements  
For the year ended 31 December 2021  
(in million HUF)

## 15. ASSETS HELD FOR SALE

During 2020, it became known that Első Értékpapírosítási Tanácsadó Zrt. would be sold during 2021; the transaction was completed on 26 February 2021. Accordingly, the interest as at 31 December 2020 is presented as an asset held for sale, separately in the balance sheet.

The standalone financial information of ELÉT is as follows:

	26.02.2021 HUF million	2020 HUF million
Current assets	364	370
Non-current assets	0	13
Current liabilities	0	11
Non-current liabilities	0	0
Total shareholders' equity	364	376
Revenue	12	26
Net profit/loss for the year	-12	-268

## 16. CURRENT ASSETS

	2021 HUF million	2020 HUF million
Inventories	9	9
Trade and other receivables	138	151
Corporate tax assets	0	7
Prepaid expenses	48	85
Accrued revenues	648	476
Cash and cash equivalents	3 468	2 272
<b>Current assets</b>	<b>4 311</b>	<b>3 000</b>

Cash and Cash Equivalents contains only the balance of the cash at bank.

The Company had no significant value of inventory in 2020. These assets are not related to the Company's core business. The assets support the daily operation of the Company (stationery and other office related assets).

The amount of impairment on trade receivables has changed according to the below:

	2021 HUF million	2020 HUF million
Gross amount of trade receivables	166	188
Accumulated impairment	-28	-37
<b>Net amount of trade receivables</b>	<b>138</b>	<b>151</b>
	2021 HUF million	2020 HUF million
Accumulated impairment as of 1 January	37	41
Net change of impairment	-9	-4
<b>Accumulated impairment as of 31 December</b>	<b>28</b>	<b>37</b>

The accompanying notes to the financial statements on pages 6 to 41  
form an integral part of these financial statements.

Notes to the annual financial statements  
For the year ended 31 December 2021  
(in million HUF)

The fair value of the receivables presented is close to their carrying amount. The above items are non-interest-bearing, except for cash equivalents, which bear interest at 0.37%-1.6% per annum when tied up.

For maturity analysis, see Note 5.

The write-off ratio of trade receivables is low and not significant. The reversal of credit losses amounted to HUF 5 million in 2021; in 2020 there were credit losses of HUF 1 million, which represented 0.16% of annual revenues in 2021 (0.03% in 2020).

## 17. SUBSCRIBED CAPITAL

The Company's authorised, issued, called up and fully paid share capital comprises 5,413,481 (2019: 5,413,481) ordinary shares with par value of HUF 100 each. All shares rank pari passu in the event of a winding up. The share capital represents shares held by the following shareholders:

	2021 %	2020 %
Magyar Nemzeti Bank	81,4%	81,4%
KBC Securities Hungary Branch Office	5,2%	5,2%
CONCORDE Értékpapír Zrt.	4,2%	4,2%
OTP Bank Nyrt.	2,7%	2,7%
ERSTE Bank Hungary Zrt.	2,3%	2,3%
MOL Nyrt.	2,2%	2,2%
Others (all under 2% share individually)	2,1%	2,1%
<b>Total</b>	<b>100,0%</b>	<b>100,0%</b>

The holders of ordinary shares are entitled to receive dividends as declared from time to time and are entitled to one vote per share at shareholders' meetings of the Company.

## 18. PROVISIONS

	2021 HUF million	2020 HUF million
Opening balance	2	2
Additions	0	0
Amounts charged against provisions	0	0
<b>Closing balance</b>	<b>2</b>	<b>2</b>

The estimated liability for restoration costs related to the lease contract (restoring the underlying asset to the condition required by the terms and conditions of the lease) is recognised as a provision. The provision originally made in 2019 was recognised against Right-of-use assets.

The accompanying notes to the financial statements on pages 6 to 41  
form an integral part of these financial statements.

Notes to the annual financial statements  
For the year ended 31 December 2021  
(in million HUF)

## 19. JUBILEE BENEFITS

	2021 HUF million	2020 HUF million
Jubilee obligation as at 1 January	12	10
Interest cost	1	0
Current service cost	2	2
Benefits paid	-2	1
Actuarial gains/losses	0	1
<b>Jubilee obligation as at 31 December</b>	<b>13</b>	<b>12</b>
<i>of which short-term</i>	3	2
<i>of which long-term</i>	10	10

The sum of Current service costs and Actuarial gains/losses are included in Operating Expenses, under Personnel Expenses. For the turnover rate, BSE applied 11.8% in its estimates based on its own statistics. For discounting, the interest rate on currently available government bonds with a maturity of 15-20 years (currently 4.85%) is used. Jubilee benefits are awarded after 5, 10, 15, 20, 25 and 30 years of service on the stock exchange. Of the long-term benefits, HUF 4 million will be due between 1 and 5 years, and HUF 6 million beyond 5 years (in 2020, the values of the two categories were HUF 5 million and HUF 7 million, respectively).

## 20. RESERVES

### *Subscribed capital:*

The Budapest Stock Exchange, originally established on 19 June 1990, was registered by the Metropolitan Court of Justice as a Court of Registration on 30 June 2002 under No. 01-10-044764 as a company limited by shares due to general succession.

The subscribed capital of the Company upon the foundation totalled HUF 550 million which consisted of registered ordinary shares issued in a dematerialised form, with a par value of HUF 100 each, all conferring equal and identical membership rights.

With its resolution No. 7/2003 dated 28 April 2003, the General Meeting decreased the share capital of the Budapest Stock Exchange Private Company Limited by Shares by withdrawing the shares of Garmond Capital Hungarian-American Service Providing Company Limited by Shares (i.e. by HUF 8,651,900 that is 86,519 shares with a par value of HUF 100 each). Thus the Company's subscribed capital fell to HUF 541,348,100. (Order No. 01-10-044764/24 of the Court of Registration, effective from 28 April 2003)

### *Other reserve:*

The General Meeting on 30 April 2002 accepted the evaluation that was prepared by American Appraisal Kft. based on which the revaluation difference was HUF 2,245 billion for KELER Központi Értéktár Zrt. This was a one-off market evaluation, which BSE had the opportunity to carry out because it had become a joint stock company. This value was booked by BSE at the time of its transformation in 2002.

The Other reserve also includes grants received definitively before 2000 (1992-1994) for stock exchange development, amounting to HUF 331 million.

### *Retained earnings:*

Retained earnings include the cumulative amount of the profit after tax for each year.

The accompanying notes to the financial statements on pages 6 to 41  
form an integral part of these financial statements.



Notes to the annual financial statements  
For the year ended 31 December 2021  
(in million HUF)

*Revaluation reserve for instruments at fair value through other comprehensive income:*

This balance sheet line currently includes the items included in the revaluation reserve for instruments at fair value through other comprehensive income of the KELER Group, using the equity method, based on the 46.67% stake in the KELER Group.

## 21. CURRENT LIABILITIES

	2021 HUF million	2020 HUF million
Accrued bonuses and expenses	146	186
Accruals, prepaid listing fees	63	63
Other items	0	5
Trade and other payables	103	169
Current lease liability	134	115
Advances received for project EDIOP and Central Hungarian	596	512
Tax items	126	88
Employee benefits	2	2
<b>Current liabilities</b>	<b>1 170</b>	<b>1 140</b>

The fair value of liabilities is close to their carrying amount. The above items do not bear interest (except for leases under IFRS 16).

The accompanying notes to the financial statements on pages 6 to 41  
form an integral part of these financial statements.

Notes to the annual financial statements  
For the year ended 31 December 2021  
(in million HUF)

## 22. RELATED PARTY INFORMATION

### Transactions with related parties

The following transactions occurred with related parties:

<b>BALANCE SHEET</b>			
Name of related party	Account type	HUF million	
		2021	2020
	<b>Trade accounts receivable</b>	<b>0,6</b>	<b>5,3</b>
KELER CCP Ltd.		0	0
KELER Zrt.		0	0
Magyar Nemzeti Bank		0,6	0,5
Budapest Institute of Banking Zrt.		0	4,8
	<b>Trade accounts payable</b>	<b>1,6</b>	<b>0,9</b>
KELER CCP Ltd.		0	0
KELER Zrt.		1	0
Magyar Nemzeti Bank		0,6	0,6
Budapest Institute of Banking Zrt.		0	0,3
	<b>Other balance sheet items related to affiliated company</b>		
Budapest Institute of Banking Zrt.	Loans given	0	100
<b>Statement of Profit or Loss</b>			
Name of related party	Transaction type	HUF million	
		2021	2020
	<b>Sale of goods and services to related parties</b>	<b>17,8</b>	<b>27,1</b>
KELER Zrt.	Disclosure obligations	8,9	8,9
KELER Zrt.	Other	0,1	2
Magyar Nemzeti Bank	Dual training	0,8	1,5
Magyar Nemzeti Bank	Leased lines and accesses	4,9	4,1
Magyar Nemzeti Bank	Stock exchange activity revenue	1	0,5
Budapest Institute of Banking Zrt.	Interest on loan	1,6	3,2
Első Értékpapírosítási Tanácsadó Zrt.	Sub-contracted services revenue	1	6,3
Első Értékpapírosítási Tanácsadó Zrt.	Administration	0,0	0,6
	<b>Purchase of services from related parties</b>	<b>18,6</b>	<b>16,5</b>
KELER Zrt.	Share register management	0,5	0,5
KELER Zrt.	Securities account management	0,4	0,5
KELER Zrt.	Data sales	8,0	8,0
KELER Zrt.	Other	1,0	0,1
Magyar Nemzeti Bank	Amounts paid to MNB as Supervisory Authority	3,1	6,1
Budapest Institute of Banking Zrt.	Education	2,6	1,4
Budapest Institute of Banking Zrt.	Sponsorship fee	1,0	0,0
Első Értékpapírosítási Tanácsadó Zrt.	Asset purchases	2,0	0,0

The accompanying notes to the financial statements on pages 6 to 41 form an integral part of these financial statements.

Notes to the annual financial statements  
For the year ended 31 December 2021  
(in million HUF).

Off-balance sheet item related to subsidiaries: BSE, as parent company, undertakes guarantee for the fulfilment of the obligations related to BIB's lease agreement. The amount of the of parent company guarantee is HUF 3 million, which was repealed on 6 July 2020.

The majority owner of BSE is Magyar Nemzeti Bank (the Hungarian National Bank), which is owned by the Hungarian State. In the normal course of business, BSE does business with a number of companies controlled or jointly controlled by the State or with companies in which the State has significant influence. These are typically issuers whose securities are listed on the BSE. These transactions generate fee income in the normal course of business, which the company recognises as revenue. These counterparties do not even reach 1.5% of annual revenue in terms of total annual turnover, so the transactions are not significant.

Management includes members of the Board of Directors and the members of the Supervisory Board.

**Members of the Board of Directors**

dr. Mihály Patai  
Richárd Végh  
dr. György Bacsa  
dr. Géza Máté  
Zsolt Kuti  
dr. Barna Fömötör  
Attila Bánfi

**Members of the Supervisory Board**

Lajos Bartha  
Károly Régely  
Dr. Kolos Viktor Kardkovács  
dr. Zsolt Zoltán Selmeczi-Kovács  
Orsolya Kása

The accompanying notes to the financial statements on pages 6 to 41  
form an integral part of these financial statements.

Notes to the annual financial statements  
For the year ended 31 December 2021  
(in million HUF)

### Key management compensation

The key management of BSE are the executive members of the Budapest Stock Exchange's Board of Directors, Supervisory Board and members of the executive management.

Key management personnel remuneration is presented in the table below.

Key management compensation	2021 HUF million	2020 HUF million
Salaries including bonuses and social security Contributions	254	277
Company car allowance	2	3
<b>Short-term employee benefits</b>	<b>256</b>	<b>280</b>
<b>Post-employment benefits</b>	<b>0</b>	<b>0</b>
<b>Other long-term employee benefits</b>	<b>0</b>	<b>0</b>
<b>Termination benefits</b>	<b>0</b>	<b>0</b>
<b>Share-based payment</b>	<b>0</b>	<b>0</b>
<b>Total remuneration</b>	<b>256</b>	<b>280</b>

BSE did not have any transactions with related parties that would qualify as related parties only because of their key managers.

**The controlling entity is the Magyar Nemzeti Bank. The list of its subsidiaries as of 31 December 2020 is the following:**

Subsidiary's name	Place of business	Ownership interest held by the controlling entity (%)		Principal activities
		2021	2020	
Magyar Pénzverő Zrt. (Hungarian Mint Plc.)	Hungary	100	100	produce circulation coins
Pénzjegynyomda Zrt. (Hungarian Banknote Printing Shareholding Co.)	Hungary	100	100	production of forint banknotes and secure documents
GIRO Zrt.	Hungary	100	100	payment system operation
MNB-Biztonsági Szolgáltatások Zrt. (MNB-Security Services Plc.)	Hungary	100	100	personal guarding and protection
MNB-Ingatlan Kft. (MNB-Real Estate Ltd.)	Hungary	100	100	rental and operation of real estate
Pénzügyi Stabilitási és Felszámoló Nonprofit Kft. (Financial Stability and Liquidator Non-profit Ltd.)	Hungary	100	100	perform the liquidation of financial institutions
Budapest Stock Exchange Ltd.	Hungary	81,4	81,4	official listings on the stock exchange
KELER Központi Értéktár Zrt. (KELER Zrt.)	Hungary	53,3	53,3	depository services
KELER CCP Central Counterparty Zrt. (KELER CCP Zrt.)	Hungary	0,1	0,1	clearing service
MNB-EduLab Kompetencia Kft.	Hungary	100	0	education, training

The accompanying notes to the financial statements on pages 6 to 41 form an integral part of these financial statements.

### 23. EVENTS AFTER BALANCE SHEET DATE

The Stock Exchange has started preparations for entering the Hungarian regulated market, i.e. becoming a listed company. As of the date of signing of these financial statements, the Magyar Nemzeti Bank's procedure of admission of the securities to trading on the stock exchange has not started.

The real estate lease agreement between Budapest Stock Exchange and MNB-Ingatlan Kft. was signed on 31 January 2022. Pursuant to that agreement, the Exchange has moved its registered office in 2022 to a new address (H-1013 Budapest, Krisztina körút 55., VI. emelet, Hungary).

#### **Russo-Ukrainian conflict:**

The escalation of the Russo-Ukrainian war conflict in the second half of February 2022 has hit capital markets, which had already been volatile in recent months due to inflationary pressures and rising commodity prices. Exchange rate fluctuations were also observed in Central and Eastern European and Western European markets. The restrictive measures imposed by the EU in the wake of the Ukrainian crisis do not have a significant impact on the economic functioning of the Stock Exchange, as the Company has no direct business relations with economic operators in Russia or Belarus. BSE continuously monitors this extraordinary situation and identifies its responsibilities in relation to it, and liaises with Magyar Nemzeti Bank (MNB), which has a supervisory role, in order to be able to take immediate measures to protect the legitimate interests of investors, the balance of the market and the operation of the stock exchange.

Based on the management's assessment, the current impact of the conflict on the Company's operations, liquidity and capital position does not have significant consequences, and therefore there is no uncertainty about the ability to continue as a going concern.

### 24. PROPOSED AND APPROVED DIVIDENDS

No dividend has been paid by BSE for the business year 2021. Based on the decision of the General Meeting, the BSE will pay HUF 503,453,733 in dividends in 2022 with regard to the year 2021.

### 25. AUDITOR-RELATED DISCLOSURES

Under Act C of 2000 (Hungarian Accounting Act), BSE is required to have its financial statements audited by an auditor. These financial statements have been audited by Ernst & Young Könyvvizsgáló Kft. (H-1132 Budapest, Váci út 20; tax number: 10907836-2-41; registration number with the Chamber of Hungarian Auditors: 001165).

The person responsible for carrying out the audit:  
Dr. Attila Hruby (auditor certificate number: 007118).

In addition to the statutory audit (fee for 2021: HUF 3.6 million), the auditor performs the following activities for BSE:

- IFRS consolidated report for 2020, prepared on a voluntary basis (its fee was incurred in 2020)
- voluntary IFRS annual reports for 2019-2020 (the fee was incurred in 2021 – HUF 8.4 million)
- Audit of the 2021 IFRS reports (separate and consolidated) (fees were incurred in 2021, HUF 8.9 million)

### 26. AUTHORISATION OF FINANCIAL STATEMENTS FOR DISCLOSURE

BSE's voluntarily prepared financial statements were approved by the Board of Directors on 1 June 2022, and at the same time the Board authorised the disclosure of the Company's annual financial statements prepared in accordance with International Financial Reporting Standards (IFRS) for 2020.

The accompanying notes to the financial statements on pages 6 to 41  
form an integral part of these financial statements.