

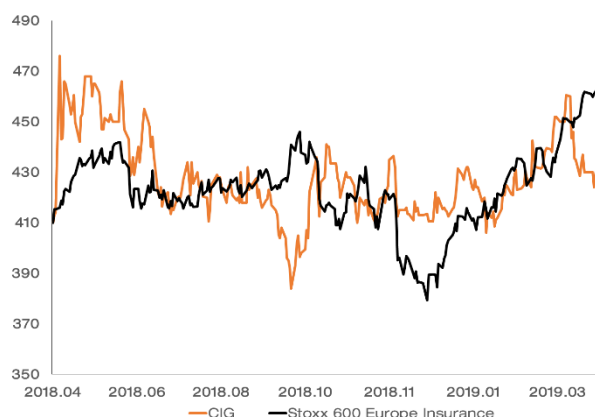
Pannonia

Rating: Accumulate (unch.)

Price target (12-m): HUF 496 (unch.)

Current share price: HUF 410

HUF million	2016	2017	2018	2019F
GWP	18 941	26 933	25 832	26 425
After-tax profits	724	2 598	2 052	2 069
Own equity	3 972	9 015	17 392	15 679
EPS [HUF]	11.7	41.4	24.2	22.1
DPS [HUF]	0.0	10.0	32.0	28.9
BVPS [HUF]	103.6	143.7	185.6	167.3
P/GWP (x)	2.0	1.5	1.5	1.5
P/E (x)	34.8	9.8	16.8	22.3
P/BV (x)	3.9	2.8	2.2	2.4
DVY (%)	0.0	2.5	7.9	7.1
ROE (%)	12.1	33.5	14.7	12.5



Performance	12M	YTD	3M	1M
Absolute	-8.9%	-0.1%	-3.5%	-4.7%
BUX relative	-15.3%	-1.2%	-0.7%	3.1%

Share price as of 5/22/2019	HUF 410	Bloomberg	CIGP.BU
Number of shares [million]*	93.7	Reuters	PANNONIA HB
Market capitalization [HUF bn/EUR mn]	38.72/ 118.6	Free float**	50%
Enterprise value [HUF bn/EUR bn]	38.72 / 118.6	52 week range	245/544
Daily turnover 12M [EUR mn]	0.07	EURHUF	326.6

Equity Analyst

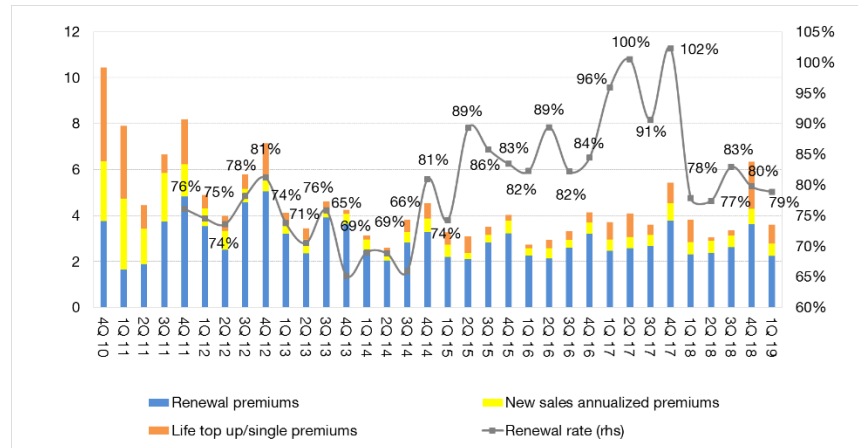
Attila Vágó
+361 489 2265
a.vago@con.hu

Alkotás Point
55-61 Alkotás utca,
H-1123 Budapest
www.con.hu

Q1 results reflect stable underlying earnings performance

- Pannonia reported an IFRS consolidated after-tax profit of HUF 508 mn in Q1/19 compared to HUF 615 mn in the same period of a year earlier mainly due to the revaluation difference of the employee share based payment program (caused by price fluctuations of CIGPANNONIA shares), the the first quarter loss after launching CIG Pannonia Financial Intermediary Plc. and lower profit contribution from MKB Fund Manager YoY. That means that Pannonia's underlying earnings performance remained by and large flat YoY.
- Consolidated GWP remained flat YoY at HUF 6.3 bln as a combined result of a 6% decline of 6% in life insurance GWP and an increase of 10% in non-life GWP. Life insurance GWP fell mainly because of a decrease of 17% in top-up and single premiums mainly relating to unit-linked life insurance policies.
- In the life segment GWP from the first annual premiums of policies sold was HUF 550 mn in Q1/19 (+3% YoY), while GWP from renewals came in at HUF 2.23 bn (-5% YoY). As a result of the latter, the renewal ratio remained at around 79% YoY on our estimate.

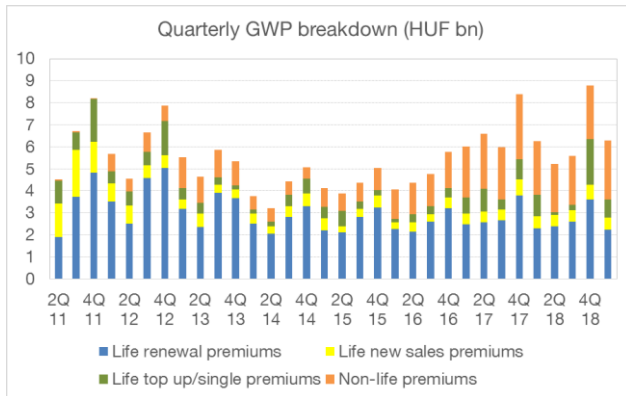
GWP breakdown in the life insurance segment (HUF bln)



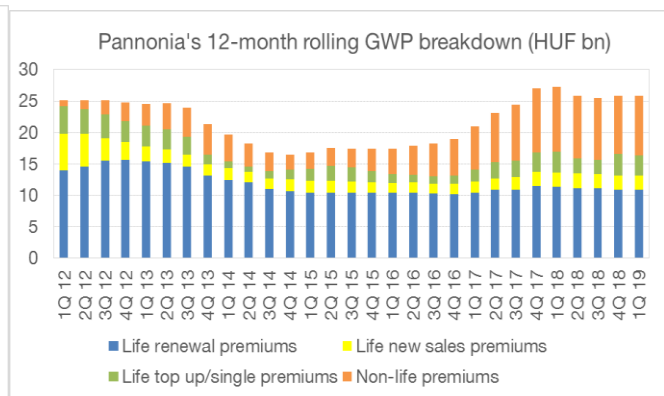
Source: Pannonia, Concorde estimate

- Traditional life insurances (endowment, pure endowment and healthcare policies) represented ca. 49% of new sales vs. 21% a year earlier reflecting the gradual shift in the product mix shifted towards to risk and traditional products, including group insurance. As traditional insurance policies usually generate a lower amount of annualized premiums than unit-linked insurance policies, life segment GWP is prone to decline in the longer run but profitability is likely to stay elevated, if other things remain unchanged. The increase in the amount of the annualized premium of new sales in the life segment was mainly thanks to the independent broker channel and other business development channel.
- In the non-life segment the net portfolio development was negative (HUF -475 mn vs. HUF 106 mn in Q1/18) as a result of portfolio clean-up and the termination of the retail casco business. Meanwhile, claims and related settlement expenses rose by 10% YoY, resulting in a claim ratio of 48% compared with 41% in Q1/19.

Quarterly consolidated GWP breakdown (HUF bln)



12-m rolling GWP breakdown (HUF bln)



Source: Pannonia, Concorde estimate

- In the sale of insurance policies sold in the quarter of 2018 the tied agent network accounted for 14% (Q1/18: 28%), the independent brokerage network 25% (Q1/18: 47%) and the bank channel 18% (Q1/18: 25%), respectively, while the newly established financial intermediary subsidiary sold 4%, and other business development's share accounted for 39% of the new sales.
- Investment results were vast positive in Q1/19 (HUF 3.44 bn vs. HUF 187 mn in Q1/18) driven by very decent market performance in all asset classes. However, earnings from the MKB-Pannónia Fund Management Company to the Group which are reflected in the return on investments accounted for using the equity method, went down somewhat to HUF 73 mn vs. HUF 90 mn in the corresponding period of last year.

- Operating costs rose by 8% YoY and accounted for 36% of GWP (vs. 34% of GWP in Q1/18), out of which fees, commissions and other acquisition costs represented 71% (vs. 70% in Q1/18), while admin costs and other expenses the rest.
- Acquisition costs increased by 9% YoY despite the fact that gross premiums earned remained flat. The primary reason for this was that in both core segments the new sales rose significantly, especially those of traditional insurance products, as compared to the previous year. Other admin costs went also higher by 6% YoY due to increasing wage pressure and IT costs. Other income dropped by 14% YoY in parallel with the decline in the existing portfolio.
- Net claims and related settlement expenses dropped 11% YoY in Q1/19, mainly due to a decline in the number of unit-linked surrenders. In the non-life segment net claims rose 106%.
- Total reported comprehensive income was negatively impacted by the decrease in the fair value of available for-sale financial assets (amounting to HUF -149 mn) due to the unrealized losses from the KONZUM shares and Hungarian state bonds.
- The shareholders' equity increased from HUF 17.39 bn to HUF 17.75 bn (+2% YoY) mainly on the back of the total comprehensive income.
- The available solvency capital ratio (based on own capital plus the present value of future expected profits) of the life and non-life insurance segments were 323% and 181%, respectively, as at 31 March, 2019, so both segments fulfilled the 150% Solvency Capital adequacy requirements of the Supervisory Authority despite revaluation losses on government papers and KONZUM shares.
- At the recent Annual General Meeting the shareholders approved the reduction of Pannonia's share capital through the decrease of the nominal value of the shares in order to the distribution of excess capital. Due to the reduction of the share capital Pannonia's share capital shall decrease from 3.777.130.400 HUF to 3.116.132.580 HUF and the nominal value of the shares from HUF 40 to HUF 33. The capital reduction will affect ca. 17.5 per cent of the equity thus the expected amount of the total payment would be approx. HUF 3 bn, or HUF 31.96 per share to be paid in late August or early September. As for the effect of the capital reduction, it corresponds to a 7.9 per cent DIVY on the basis of the share price at the date of share registration for the AGM.
- As the capital reduction does not have an effect on retained earnings generated in the previous years, the base for dividend payments remains high allowing Pannonia to keep dividend in the neighborhood of approx. HUF 25-30 a share going forward on our estimate (implying ca. 7% DIVY based on the current share price).
- The reduction of capital will also add to an improvement of ROE which so may be more aligned with the level investors may require to justify Pannonia's currently above average earnings and asset based multiples (18.4 x P/E and 2.4 x P/BV).
- **Outlook:** Total annualized premium of new life policy sales might amount to around HUF 3.0-3.3 bn in 2019 (by and large the same as in 2018). We expect Pannonia to remain highly committed to keeping a tight lid on controllable operating costs and achieve as much after tax profit this year as last year. We keep our after-tax profit estimate at HUF 2.1 bn for 2019 implying an EPS of HUF 22.1.
- We also project that Pannonia could generate net profit of ca. HUF 2.56 bn by 2022, implying a 4-year EPS GAGR of ca. 6%.
- We maintain our 12-m TP at HUF 496 a share as well as our Accumulate rating on the share. Pannonia is currently trading at 18.4x on a 2019E P/E basis and 2.4x on a current P/BV basis. On the basis of 2019E P/E

ratio Pannonia is trading at a 120% premium over peers' corresponding multiple, while its P/BV multiple is also twice as high as that of its peers' average. Pannonia's relative reach valuation in terms of P/E still clearly reflects investors' belief that the insurer could extract potentially significant synergies from the partnership with its minority shareholder KONZUM (OPUS), or it will be able to make another meaningful acquisitions in the foreseeable future. Evidently, Pannonia has to provide greater disclosure about how it aims to develop growth of its businesses at a clip as rapidly on a sustainable basis as required in order for investors to justify this reach valuation. However, that does not seem like a small challenge that Pannonia can overcome easily, in our opinion. **We stress, however, that if Pannonia fails to make meaningful inorganic steps within a year or there is no clear sign that the cooperation with KONZUM (OPUS) can result in higher profits in the near future, we will feel it appropriate to reduce significantly our TP.**

Comparative valuation

	Price (local currency)	P/E 2019F	P/BV 2018	Dividend yield 2018F	ROE 2019F
Pannonia	407.0	22.3x	2.4x	8%	13%
VIG	23.8	10.0x	0.7x	4%	6%
UNIQA	8.8	12.4x	0.9x	6%	7%
PZU	40.0	10.8x	2.2x	7%	19%
AEGON	4.3	6.0x	0.4x	7%	7%
Zurich	326.0	11.8x	1.6x	6%	13%
Generali	16.3	10.0x	1.1x	6%	10%
Allianz	201.7	10.6x	1.3x	5%	11%
Triglav	33.7	10.4x	1.0x	7%	9%
Peer group's average		10.2x	1.1x	6%	10%

Source: Bloomberg, Concorde

1.DISCLAIMER

This research/commentary was prepared by the assignment of Budapest Stock Exchange Ltd. (registered seat: 1054 Budapest, Szabadság tér 7. Platina torony I. ép. IV. emelet; company registration number: 01-10-044764, hereinafter: BSE) under the agreement which was concluded by and between BSE and Concorde Securities Ltd. (registered seat: H-1123 Budapest Alkotás utca 50., company registration number: 01-10-043521, hereinafter: Investment Service Provider)

BSE shall not be liable for the content of this research/commentary, especially for the accuracy and completeness of the information therein and for the forecasts and conclusions; the Service Provider shall be solely liable for these. The Service Provider is entitled to all copyrights regarding this research/commentary however BSE is entitled to use and advertise/spread it but BSE shall not modify its content.

This research/commentary shall not be qualified as investment advice specified in Point 9 Section 4 (2) of Act No. CXXXVIII of 2007 on Investment Firms and Commodity Dealers and on the Regulations Governing their Activities. Furthermore, this document shall not be qualified as an offer or call to tenders for the purchase, sale or hold of the financial instrument(s) concerned by the research/commentary

2. DISCLAIMER

This research report has been prepared by Concorde Securities Ltd., a full-service Hungarian investment banking, investment management and brokerage firm. Concorde Securities Ltd. is under the supervision of the National Bank of Hungary in its capacity as financial supervisory authority.

Concorde Securities Ltd. is registered in Hungary and does not have any subsidiaries, branches or offices outside of Hungary. Therefore we are not allowed to provide direct investment banking services to US investors and restrictions may apply to our potential investment banking services according to your country's jurisdiction. For important disclosures to U.S. investors, please refer of the "Notice to U.S. Investors" section at the end of this Disclaimer.

Our salespeople, traders and other professionals may provide oral or written market commentary or trading strategies to our clients that reflect opinions that are their own and may be contrary to the opinions expressed in our research products, and our proprietary trading and investing businesses may make investment decisions that are inconsistent with the recommendations expressed by our analysts or traders.

Our research, sales and trading professionals are paid based on the profitability of the respective divisions of Concorde Securities Ltd., which from time-to-time may include revenues from the firm's capital market activity. Concorde Securities Ltd. does not prohibit analysts, salespeople and traders from maintaining a financial interest in the securities or futures of any companies that they cover or trade on their clients' behalf in strict compliance with the Hungarian Capital Markets Act.

ANALYSTS CERTIFICATION

The research analysts undersigned and responsible for the preparation of this report hereby certify that (i) the views expressed in this research report accurately reflect their personal views about any and all of the securities or issuers referred to in this research report; (ii) no part of the analysts' compensation was, is or will be directly or indirectly related to the specific recommendation or views expressed in this report and (iii) no part of their compensation is tied to any specific investment transactions performed by Concorde Securities Ltd.

Name and job title of individuals involved in the production of this report are disclosed at the end of this report.

Concorde Securities Ltd. is a leading manager and underwriter of Hungarian equity offerings. We have investment banking and other business relations with a substantial percentage of the companies traded on the Budapest Stock Exchange and covered by our research department. Concorde Securities Ltd, its directors and employees may have a position in these securities, which may change at any time.

Concorde Securities Ltd. acted as Lead Manager of the private and public share placement of the shares of FHB in 2003, Masterplast in 2012 and Duna House in 2016. Concorde Securities Ltd. acted as the Co-lead Manager of Gedeon Richter's exchangeable bond issue in September 2004. Concorde Securities Ltd. has provided financial advice to Magyar Telekom.

EXPLANATION OF RATINGS AND METHODOLOGY

Rating	Trigger
Buy	Total return is expected to exceed 20% in the next 12 months
Accumulate	Total return is expected to be in the range of 10-20%
Neutral	Total return is expected to be in the range of 10%-(-10%)
Reduce	Total return is expected to be in the range of -10-(-20%)
Sell	Total return is expected to be lower than -20%
Under Revision	The stock is put Under Revision if covering analyst considers new information may change the valuation materially and if this may take more time.
Coverage in transition	Coverage in transition rating is assigned to a stock if there is a change in analyst.

Securities prices:

Prices are taken as of the previous day’s close on the home market unless otherwise stated.

Valuations and risks:

Analysis of specific risks to set stock target prices highlighted in our investment case(s) are outlined throughout the report. For details of methodologies used to determine our price targets and risks related to the achievement of the targets referred to in the main body of the report or at [Rating Methodology](#) on our website.

(https://www.con.hu/wpcontent/uploads/2016/04/Methodology_concorde_research.pdf?tstamp=201710021038)

Research disclosures:

Concorde Securities Ltd. may have published other investment recommendations in respect of the same securities/instruments recommended in this report during the preceding 12 months. Disclosure of previous investment recommendations produced by Concorde Securities Ltd. in the previous 12 months can be found at [Rating history](#).

(<https://www.con.hu/wp-content/uploads/2016/04/Rating-history.pdf?tstamp=201710021038>)

GENERAL

This report is provided for information purposes only and does not represent an offer for sale, or the solicitation of any offer to buy or sell any securities.

The information, and any opinions, estimates and forecast have been obtained from sources believed by us to be reliable, but no representation or warranty, express or implied is made by us as to their accuracy or completeness. The information, opinions, estimates and forecasts may well be affected by subsequent changes in market conditions. This document may not be reproduced in whole or in part, or published for any purpose.

REPRODUCTION OR REBROADCAST OF ANY PORTION OF THIS RESEARCH REPORT IS STRICTLY PROHIBITED WITHOUT THE WRITTEN PERMISSION OF CONCORDE SECURITIES LTD.

NOTICE TO US INVESTORS

This report was prepared, approved, published and distributed Concorde Securities Ltd. located outside of the United States (a “non-US Group Company”). This report is distributed in the U.S. by LXM LLP USA, a U.S. registered broker dealer, on behalf of Concorde Securities Ltd. only to major U.S. institutional investors (as defined in Rule 15a-6 under the U.S. Securities Exchange Act of 1934 (the “Exchange Act”)) pursuant to the exemption in Rule 15a-6 and any transaction effected by a U.S. customer in the securities described in this report must be effected through LXM LLP USA.

Neither the report nor any analyst who prepared or approved the report is subject to U.S. legal requirements or the Financial Industry Regulatory Authority, Inc. (“FINRA”) or other regulatory requirements pertaining to research reports or research analysts. No non-US Group Company is registered as a broker-dealer under the Exchange Act or is a member of the Financial Industry Regulatory Authority, Inc. or any other U.S. self-regulatory organization.

Analyst Certification

Each of the analysts identified in this report certifies, with respect to the companies or securities that the individual analyses, that (1) the views expressed in this report reflect his or her personal views about all of the

subject companies and securities and (2) no part of his or her compensation was, is or will be directly or indirectly dependent on the specific recommendations or views expressed in this report. Please bear in mind that (i) Concorde Securities Ltd. is the employer of the research analyst(s) responsible for the content of this report and (ii) research analysts preparing this report are resident outside the United States and are not associated persons of any US regulated broker-dealer and that therefore the analyst(s) is/are not subject to supervision by a US broker-dealer, and are not required to satisfy the regulatory licensing requirements of FINRA or required to otherwise comply with US rules or regulations regarding, among other things, communications with a subject company, public appearances and trading securities held by a research analyst account.

Important US Regulatory Disclosures on Subject Companies. This material was produced by Concorde Securities Ltd. solely for information purposes and for the use of the recipient. It is not to be reproduced under any circumstances and is not to be copied or made available to any person other than the recipient. It is distributed in the United States of America by LXM LLP USA and elsewhere in the world by Concorde Securities Ltd. or an authorized affiliate Concorde Securities Ltd. This document does not constitute an offer of, or an invitation by or on behalf of Concorde Securities Ltd. or its affiliates or any other company to any person, to buy or sell any security. The information contained herein has been obtained from published information and other sources, which Concorde Securities Ltd. or its Affiliates consider to be reliable. None of Concorde Securities Ltd. accepts any liability or responsibility whatsoever for the accuracy or completeness of any such information. All estimates, expressions of opinion and other subjective judgments contained herein are made as of the date of this document. Emerging securities markets may be subject to risks significantly higher than more established markets. In particular, the political and economic environment, company practices and market prices and volumes may be subject to significant variations. The ability to assess such risks may also be limited due to significantly lower information quantity and quality. By accepting this document, you agree to be bound by all the foregoing provisions.

LXM LLP USA assumes responsibility for the research reports content in regards to research distributed in the U.S. LXM LLP USA or its affiliates has not managed or co-managed a public offering of securities for the subject company in the past 12 months, has not received compensation for investment banking services from the subject company in the past 12 months, does not expect to receive and does not intend to seek compensation for investment banking services from the subject company in the next 3 months. LXM LLP USA has never owned any class of equity securities of the subject company. There are not any other actual, material conflicts of interest of LXM LLP USA at the time of the publication of this research report. As of the publication of this report LXM LLP USA, does not make a market in the subject securities.

Sales:

Eva Kormendi, CFA Tamas Hegedus
 +36 1 489 2340 + 36 1 489 2388
e.kormendi@con.hu t.hegedus@con.hu

Trade:

Steve Simon Peter Rimar Gyorgy Sugar
 +36 1 489 2335 +36 1 489 2230 +36 1 489 2231
i.simon@con.hu p.rimar@con.hu gy.sugar@con.hu